

CITY COLLEGES OF CHICAGO
2025 BENEFITS GUIDE
Full-Time Employee

Administrators, Non-Bargained For,
Locals 1600, 1708, & 1220

Table of Contents

Eligibility	1
CCC Employer-Subsidized Benefits Programs	2
Medical Plans.....	2
Medical Benefits.....	3
Dental Plan	4
Vision Plan.....	5
2025 Semi-Monthly Rates (24 Pay Periods*).....	6
2025 Rates Local 1600 Middle College (Deductions Over 10 Months*).....	7
2025 Rates Local 1600 Faculty (Deductions Over 9 Months*).....	8
CCC Employer-Paid Benefit Programs	9
Basic Life Insurance (Employer-paid).....	9
Employee Assistance Program (EAP).....	10
Home & Auto Reimbursement.....	11
CCC Voluntary Employee-Paid Benefit Programs	12
Voluntary Life and Accidental Death and Dismemberment Insurance (Employee-paid).....	12
Voluntary Critical Illness (Employee-paid).....	14
Disability Benefits.....	15
Flexible Spending Accounts (Employee-paid)	17
Transit Benefits (Employee-paid).....	18
Parking Deduction Program (Employee-paid).....	19
403(b) and 457(b) Retirement Savings Plans (Employee- paid Contributions).....	21
2025 City Colleges of Chicago (CCC) 403(b) & 457(b) Plans Comparison	22
403(b) Investment Providers	23
CCC Mandatory Benefit Program	24
Contact Information	25

Eligibility

You are eligible to participate in the CCC Benefits Programs outlined in this guide. If you enroll in the following CCC Benefits Programs, your legal dependents also are eligible to participate in these programs: medical, dental, vision, voluntary life and accidental death and dismemberment, and voluntary critical illness. If you are represented under a Collective Bargaining Agreement, please review your union contract as there may be differences from the benefits outlined in this booklet.

If you want your legal dependent(s) to participate in any of the CCC Benefits listed above, the dependents must meet the criteria for eligible dependents, and you must **attest on the online enrollment portal your dependents meet the requirements for eligibility**. If you are a new hire, you have 31 days from your first day of employment or if you experience a qualifying event during the calendar year, you have 31 days from the day a qualifying event occurs to submit your updated dependent coverage information. Otherwise, you will not be able to enroll your dependents in any of the CCC Benefits Programs that your legal dependents are eligible to participate due to your employment with CCC until the next Open Enrollment period.

Eligible Dependents include:

- Legal Spouse, Civil Union Partnership, or Domestic Partner
- Eligible Child(ren) until age 26 (or until age 30 for military dependents)
- Natural Children
- Step-Children, child from Civil Union Partnership, or child from Domestic Partner
- Legally Adopted Children
- Children under Employee's Legal Guardianship; Adjudicated child
- Physically or mentally handicapped children (regardless of age), who have been added prior to age 26
- Disabled Veteran Child up to but not including age 30

If you have a family status change before your next opportunity to enroll, you can enroll eligible dependents in the CCC health plans (medical, dental, and vision) within 31 days of the family status change. Below is the list of events that qualify as a change in family status:

- Marriage
- Birth of a child
- Adoption of a child
- Covered employee becoming entitled to Medicare
- Divorce or legal separation of a covered employee
- Death of a covered employee, spouse, or dependent
- Loss of status as a dependent child under plan rules (Child turns age 26)
- Spouse or dependent loses health coverage
- Reduction of work hours for a covered employee (Example: Moving from full time to part time)

CCC Employer-Subsidized Benefits Programs

Medical Plans

The purpose of City Colleges of Chicago's medical plans through Blue Cross Blue Shield (BCBS) is to provide plan participants affordable protection from catastrophic out-of-pocket medical expenses. CCC pays approximately 85% of your monthly premium for medical plan coverage.

BlueAdvantage HMO

The BlueAdvantage HMO Plan offers you medical care from one of the largest HMO networks in Illinois. You are required to select a contracting medical group and primary care physician (PCP) to provide your care and must obtain a referral from your PCP to see a specialist. You can select a different PCP for each family member or change your PCP within the same medical group at any time. You will need a referral from your PCP to see a specialist.

It is important to note that if you receive care from another source without prior authorization from the HMO, your services will not be covered.

When a medical emergency occurs, call your PCP. Your medical group is available 24 hours a day, seven days a week to accept phone calls. If you are unable to call your PCP, go directly to the nearest hospital emergency room and notify your PCP as soon as possible. If you are admitted, someone must call your PCP immediately upon admission. Emergency care benefits are limited to the initial emergency treatment. To receive additional benefits, your PCP must provide or coordinate follow-up care.

To see if your current doctor is part of the BlueAdvantage HMO Plan network (Provider Finder[®]) or change to a new PCP in a different medical group, simply call (800) 892-2803 or visit www.bcbsil.com.

PPO Plan

The PPO Plan gives you freedom of choice and greater flexibility than the HMO Plan. You are not required to choose a primary care physician and do not need a referral to see a specialist. PPO members have access to care anywhere they live, work or travel, across the country and around the world.

When you use network providers, your benefits are paid at a higher level and your out-of-pocket expenses are lower due to the provider discounts negotiated by BlueCross and BlueShield. The plan requires payment of deductibles and coinsurance until you satisfy the out-of-pocket maximum each calendar year. To find a doctor in the network, use the Provider Finder[®] at www.bcbsil.com.

You must call the Medical Services Advisory (MSA) at BCBS at least one business day prior to a non-emergency hospital admission and within two business days of an emergency or maternity hospital admission. Otherwise, you will be charged an additional \$500 copay. The MSA is a unit of health care professionals who work closely with the Plan to coordinate your benefits to determine the most appropriate and cost-effective way to meet your healthcare needs.

Medical Benefits

Medical Benefit Highlights	HMO BlueAdvantage Plan	PPO Plan In-Network	PPO Plan Out-of-Network
Annual Deductible			
Individual	None	\$500	\$1,000
Family	None	\$900	\$3,000
Annual Out-of-Pocket Limit			
Individual	\$1,500	\$2,500 (including deductible)	\$3,000 (including deductible)
Family	\$3,000	\$4,000 (including deductible)	\$9,000 (including deductible)
Lifetime Maximum Benefit (per person)	Unlimited	Unlimited	
Preventive Care Services (No co-payment, deductible or co-insurance)	100%	100%	
Physician Services			
Office Visit – Primary Care Physician	100% (after \$25 copay)	80% (after \$10 copay)	70%
Office Visit – Specialist Physician	100% (after \$35 copay)	80% (after \$20 copay)	
Hospital Services*			
Inpatient or Outpatient	100% (after \$300 copay)**	80% (after \$100 copay)	70% (after \$100 copay)
Emergency Room Visit	100% (after \$200 copay)	80% (after \$175 copay)	80% (after \$175 copay)
*PPO members must contact the Medical Services Advisory (MSA) at least 1 business day prior to a non-emergency hospital admission and within 2 business days of an emergency or maternity hospital admission; otherwise, an additional \$500 copay applies. **There is no copay for outpatient preventive endoscopic surgical procedures such as colonoscopies.			
Mental Health Services			
Inpatient	100% (after \$300 copay)	80%	70%
Outpatient	100% (after \$25 copay)	80% (after \$10 copay)	70%
Chemical Dependency Services			
Inpatient	100% (after \$300 copay)	80%	70%
Outpatient	100% (after \$25 copay)	80%	70%
Other Covered Services (e.g., physical therapy, home health care)	100% (after \$25 copay/visit)	80%	70%
Prescription Drugs Retail (30 day supply)			
Generic Copay	\$20	\$10	Reimbursed at 75% of network rate minus \$10 copay
Brand Formulary Copay	\$30	\$20	Reimbursed at 75% of network rate minus \$20 copay
Brand Non-Formulary Copay	\$45*	\$40*	Reimbursed at 75% of network rate minus \$40 copay
Mail-Order (90 day supply)			
Generic Copay	\$40	\$20	Reimbursed at 75% of network rate minus \$20 copay
Brand Formulary Copay	\$60	\$40	Reimbursed at 75% of network rate minus \$40 copay
Brand Non-Formulary Copay	\$90*	\$80*	Reimbursed at 75% of network rate minus \$80 copay

*If you choose a non-formulary drug when a generic is available, you pay the cost difference between them in addition to the copay.

This sheet only highlights the benefit plans. For additional information, contact the District Office of Human Resources, Benefits Division.

Dental Plan

The purpose of City Colleges of Chicago's dental plan is to provide affordable protection from large out-of-pocket dental expenses and encourage preventive care. CCC pays approximately 85% of your monthly cost for dental plan coverage. You may go to the dentist of your choice or to a provider in the BCBS Blue Care dental network. To see if your current dentist is in the BlueCross BlueShield Blue Care Dental network or to find a network dentist, search the Provider Locator at www.bcbsil.com, or call (855) 557-5488. You may choose different dental providers for each family member.

Program Basics	Contracting Provider*	Non-Contracting Provider*
Benefit Period Maximum		\$1,500 per calendar year
Deductible		\$10 per person per calendar year
Applies to all covered dental services, except for Oral Exams, Cleanings, and X-Rays		
Dependent Coverage		Up to age 26
Services	Contracting Provider*	Non-Contracting Provider*
Diagnostic & Preventive Services Dental exams Cleanings (2 visits per calendar year) X-rays	100% of Maximum Allowance No Deductible	100% of Usual and Customary No Deductible
Miscellaneous Services Fluoride treatment Space maintainers Sealants for children up to age 19 Emergency Care (Relief of pain)	100% of Maximum Allowance No Deductible	100% of Usual and Customary No Deductible
Restorative Services Routine fillings (amalgams and resins) Pin retention Simple extractions	80% of Maximum Allowance After Deductible	80% of Usual and Customary After Deductible
General Services Intravenous sedation General anesthesia Reline/rebase of dentures Repair of bridges and dentures	80% of Maximum Allowance After Deductible	80% of Usual and Customary After Deductible
Endodontic Services Root canals Pulp caps Apicoectomy/apexification	80% of Maximum Allowance After Deductible	80% of Usual and Customary After Deductible
Periodontic Services Scaling and root planing Gingivectomy/gingivoplasty Osseous surgery	80% of Maximum Allowance After Deductible	80% of Usual and Customary After Deductible
Oral Surgery Services Surgical extractions, including complete bony impactions Alveoloplasty Vestibuloplasty	80% of Maximum Allowance After Deductible	80% of Usual and Customary After Deductible
Crowns, Veneers, Inlays/Onlays Services Dental implants Crowns, including stainless steel inlays/onlays Repairs and replacement of Veneers after 60 months Prefabricated posts and cores Repair and recementation of crown, inlays/onlays	80% of Maximum Allowance After Deductible	80% of Usual and Customary After Deductible
Prosthetic Services Bridges, dentures Addition of tooth or clasp	80% of Maximum Allowance After Deductible	80% of Usual and Customary After Deductible
Orthodontics Coverage for adults and for eligible dependent children to age 26	50% Orthodontia – Separate Lifetime Maximum of \$2,000 for Adults and Children	50% Orthodontia – Separate Lifetime Maximum of \$2,000 for Adults and Children

* Schedule of Maximum Allowances: Contracting providers have agreed to accept the Schedule of Maximum Allowances as payment in full for covered services. Non-contracting providers do not accept the Schedule of Maximum Allowances as payment in full. For services received from a non-contracting provider, member will be liable for the difference between the dentist's charge and covered benefits.

For more info, visit bcbsil.com or contact Customers Service Center, toll free at (855) 557-5488, Monday through Friday, 8 a.m. to 6 p.m.

A Division of Health Care Service Corporation, a Mutual Legal Reserve Company, an Independent Licensee of the Blue Cross and Blue Shield Association.

Vision Plan

The purpose of City Colleges of Chicago's vision plan is to provide affordable protection from large out-of-pocket vision expenses and encourage preventive care. CCC pays approximately 85% of your monthly cost for vision plan coverage. The Vision Service Plan (VSP) offers you flexibility in choosing your vision provider. You may choose between a VSP provider or an out-of-network provider. Benefits are better if you select a VSP in-network provider. The plan benefits include examinations and lenses every 12 months and frames every 24 months. There is an individual \$10 copayment each calendar year for all covered services.

Benefit	Description	Copay
---------	-------------	-------

Your Coverage with a VSP Doctor

WellVision Exam

- Focuses on your eyes and overall wellness
- Every 12 months

\$10 for exam and glasses

Prescription Glasses

Frame	<ul style="list-style-type: none"> • \$120 allowance for a wide selection of frames • 20% off amount over your allowance • Every 24 months 	Combined with Exam
Lenses	<ul style="list-style-type: none"> • Single vision, lined bifocal, and lined trifocal lenses • Polycarbonate lenses for dependent children • Every 12 months 	Combined with Exam
Lens Options	<ul style="list-style-type: none"> • Tints/Photochromic lenses • Standard progressive lenses • Premium progressive lenses • Custom progressive lenses • Average 35-40% off other lens options • Every 12 months 	\$0 \$50 \$80 - \$90 \$120 - \$160
Contacts (Instead of Glasses)	<ul style="list-style-type: none"> • \$300 allowance for contacts and contact lens exam (fitting and evaluation) • 15% off contact lens exam (fitting and evaluation) • Every 12 months 	\$0

Additional Coverage

- Diabetic Eyecare Plus Program

Extra Savings and Discounts

Glasses and Sunglasses

- 30% off additional glasses and sunglasses, including lens options, from the same VSP doctor on the same day as your WellVision Exam. Or get 20% off from any VSP doctor within 12 months of your last WellVision Exam.

Laser Vision Correction

- Average 15% off the regular price or 5% off the promotional price; discounts only available from contracted facilities.

Your Coverage with Other Providers

Visit vsp.com for details if you plan to see a provider other than a VSP doctor.

Exam – Up to \$35
 Frame – Up to \$40
 Single Vision Lenses – Up to \$30
 Lined Bifocal Lenses – Up to \$40

Lined Trifocal Lenses – Up to \$50
 Progressive Lenses – Up to \$50
 Contacts – Up to \$105
 Tints – Up to \$5

VSP guarantees coverage from VSP doctors only. Coverage information is subject to change. In the event of a conflict between this information and your organization's contract with VSP, the terms of the contract will prevail.

2025 Semi-Monthly Rates (24 Pay Periods*)

	Employee Per Pay Period Contribution	Employee Monthly Contribution	CCC Monthly Contribution	Total Cost
Medical PPO				
Employee Only	\$ 82.92	\$ 165.85	\$ 1,180.47	\$ 1,346.32
Employee + Spouse	\$ 151.21	\$ 302.42	\$ 2,203.74	\$ 2,506.16
Employee + Child(ren)	\$ 136.01	\$ 272.02	\$ 1,930.05	\$ 2,202.07
Family	\$ 208.93	\$ 417.86	\$ 3,020.80	\$ 3,438.66
Blue Advantage HMO				
Employee Only	\$ 52.80	\$ 105.60	\$ 641.02	\$ 746.02
Employee + Spouse	\$ 124.39	\$ 248.77	\$ 1,512.22	\$ 1,760.99
Employee + Child(ren)	\$ 119.40	\$ 238.79	\$ 1,451.51	\$ 1,690.30
Family	\$ 184.32	\$ 368.64	\$ 2,241.63	\$ 2,610.27
Dental DNO				
Employee Only	\$ 3.43	\$ 6.86	\$ 38.92	\$ 45.78
Employee + Spouse	\$ 6.63	\$ 13.25	\$ 75.21	\$ 88.46
Employee + Child(ren)	\$ 6.37	\$ 12.74	\$ 72.17	\$ 84.91
Family	\$ 9.84	\$ 19.68	\$ 111.66	\$ 131.34
Vision				
Employee Only	\$ 0.57	\$ 1.14	\$ 6.79	\$ 7.94
Employee + Spouse	\$ 1.14	\$ 2.28	\$ 13.59	\$ 15.87
Employee + Child(ren)	\$ 1.22	\$ 2.44	\$ 14.54	\$ 16.99
Family	\$ 1.95	\$ 3.89	\$ 23.25	\$ 27.14

2025 Rates Local 1600 Middle College (Deductions Over 10 Months*)

	Employee Per Pay Period Contribution	Employee Monthly Contribution	CCC Monthly Contribution	Total Cost
Medical PPO				
Employee Only	\$ 99.51	\$ 199.01	\$ 1,573.97	\$ 1,795.09
Employee + Spouse	\$ 181.45	\$ 362.91	\$ 2,938.31	\$ 3,341.55
Employee + Child(ren)	\$ 163.21	\$ 326.42	\$ 1,930.05	\$ 2,202.07
Family	\$ 250.71	\$ 501.43	\$ 4,027.74	\$ 4,584.88
Blue Advantage HMO				
Employee Only	\$ 63.36	\$ 126.72	\$ 769.23	\$ 895.94
Employee + Spouse	\$ 149.26	\$ 298.52	\$ 1,814.66	\$ 2,113.19
Employee + Child(ren)	\$ 143.28	\$ 286.55	\$ 1,741.81	\$ 2,028.36
Family	\$ 221.19	\$ 442.37	\$ 2,689.95	\$ 3,132.32
Dental DNO				
Employee Only	\$ 4.12	\$ 8.23	\$ 46.70	\$ 54.94
Employee + Spouse	\$ 7.95	\$ 15.90	\$ 90.25	\$ 106.15
Employee + Child(ren)	\$ 7.64	\$ 15.28	\$ 86.61	\$ 101.89
Family	\$ 11.81	\$ 23.62	\$ 133.99	\$ 157.61
Vision				
Employee Only	\$ 0.69	\$ 1.37	\$ 8.15	\$ 9.52
Employee + Spouse	\$ 1.37	\$ 2.73	\$ 16.31	\$ 19.04
Employee + Child(ren)	\$ 1.47	\$ 2.93	\$ 17.45	\$ 20.38
Family	\$ 2.34	\$ 4.67	\$ 27.90	\$ 32.57

2025 Rates Local 1600 Faculty (Deductions Over 9 Months*)

	Employee Per Pay Period Contribution	Employee Monthly Contribution	CCC Monthly Contribution	Total Cost
Medical PPO				
Employee Only	\$110.56	\$221.13	\$1,573.97	\$1,795.09
Employee + Spouse	\$201.62	\$403.23	\$2,938.31	\$3,341.55
Employee + Child(ren)	\$136.01	\$272.02	\$1,930.05	\$2,202.07
Family	\$278.57	\$557.14	\$4,027.74	\$4,584.88
Blue Advantage HMO				
Employee Only	\$70.40	\$140.80	\$ 854.70	\$ 995.49
Employee + Spouse	\$165.85	\$331.69	\$2,016.29	\$2,347.99
Employee + Child(ren)	\$159.20	\$318.39	\$1,935.34	\$2,253.73
Family	\$245.76	\$491.52	\$2,988.84	\$3,480.36
Dental DNO				
Employee Only	\$4.57	\$9.15	\$51.89	\$61.04
Employee + Spouse	\$8.84	\$17.67	\$100.28	\$117.95
Employee + Child(ren)	\$8.49	\$16.98	\$96.23	\$113.21
Family	\$13.12	\$26.24	\$148.88	\$175.12
Vision				
Employee Only	\$ 0.76	\$ 1.53	\$ 9.05	\$ 10.58
Employee + Spouse	\$ 1.52	\$ 3.04	\$ 18.12	\$ 21.16
Employee + Child(ren)	\$ 1.63	\$ 3.26	\$ 19.39	\$ 22.65
Family	\$ 2.60	\$ 5.19	\$ 30.99	\$ 36.19

CCC Employer-Paid Benefit Programs

Basic Life Insurance (Employer-paid)

As an employee of CCC, you are provided with an employer-paid life insurance benefit. The benefit payable to your beneficiary, in the event of your death, is two (2) times your salary up to a maximum benefit of:

- Non-Bargained For and Local 1220 – \$ 70,000
- Local 1600 – \$ 100,000
- Local 1708 – \$ 80,000
- Administrators – \$ 180,000

You should designate your beneficiary in PeopleSoft Self-Service to ensure that your benefit is paid to the beneficiary of your choice in the event of your death.

CCC Employer-Paid Benefit Programs

Employee Assistance Program (EAP)

City Colleges of Chicago offers a free Employee Assistance Program (EAP) to all employees and their families. EAP services include consultation and support for everyday challenges of life that may affect your health, family life, or desire to excel at work. Below is a summary of services available:

Employee Assistance

- Toll-free telephone assessments and consultations
- Work and Life Services – Childcare and Eldercare, Financial, Legal and Identity Theft Prevention and Recovery
- Valuable Member Website

Consultation and Support

- 3 or 5 telephonic or web-video consultations per incident, per person, with a licensed clinician. EAP Services Available 24/7 through website or toll-free line.

Website: www.guidanceresources.com

Company Web ID: **DISRES**

Toll-free Line: **1-800-311-4327**

- Research-based well-being assessment
- Assessments for depression and alcohol/substance abuse
- Articles and tools for health and wellness
- Work-life resource and referral directory, online tools (interactive tools for taxes, personal finance, retirement, etc.)
- Articles and tips on a wide range of behavioral and emotional health issues, including anger management, grief and loss and family and relationships
- “Member Matters” – monthly e-newsletter
- Ask Our Expert
- Interactive e-learning versions of many of our popular training programs

To learn more about the Employee Assistance Program offered through ComPsych, please refer to the EAP section of the Benefits Department Website.

CCC Employer-Paid Benefit Programs

Home & Auto Reimbursement

City Colleges of Chicago is pleased to offer a reimbursement program for employees who have automobile or homeowners/renters' insurance policies with Travelers or Geico. This benefit is designed to help offset the costs of these essential insurance policies. The reimbursement program is available once a year to full-time active employees. Submissions made more than once in a 12-month period will be denied. Within one month of submission, employees will receive reimbursement through their paychecks.

- **Automobile Insurance:** \$200 per year for Geico or Travelers insurance policies
- **Homeowners/Renters Insurance:** \$100 per year for Geico or Travelers insurance policies

To receive your reimbursement, go to the [Auto and Home Reimbursement](#) and click on the [Auto & Home Application](#) link. You will need to submit the following:

- Declarations Page of your policy
- Proof of payment

Please note that you will need to be logged into the CCC network either on location or remotely to use this link. If you are unable to connect to the CCC network, please reach out to benefits@ccc.edu for further assistance.

Take advantage of this valuable benefit and submit your documentation today to receive your reimbursement for your Travelers/Geico insurance policies. For any additional questions or assistance, please contact the Benefits Department.

CCC Voluntary Employee-Paid Benefit Programs

Voluntary Life and Accidental Death and Dismemberment Insurance (Employee-paid)

Voluntary Life and AD&D

Optional Life and Voluntary AD&D insurance can protect in the event of an unexpected death and your family will be thoroughly protected financially.

You can purchase this plan for yourself, your spouse and dependent children. Optional Life must be elected for yourself in order to cover your spouse and/or children. Coverage is 100% employee paid. The cost, based on your age, will be divided by the number of pay periods between your first date of full-time hire and the plan year end. The premiums will be deducted on an after-tax basis in equal amounts each pay period. Note: Premiums may increase on January 1 when your age places you in a different age band.

Amount of Coverage:

Voluntary Life and AD&D for Employee: you can elect an amount between \$25,000 and \$750,000, in \$25,000 increments, not to exceed 5 times your basic annual earnings. Guaranteed issue amount is the lesser of 3 times your basic annual earnings or \$250,000.

Spousal Life and AD&D: you can elect an amount between \$10,000 and \$250,000, in \$10,000 increments. Your spouse's optional life amount may not exceed 100% of your coverage amount. Guaranteed issue amount is limited to \$100,000.

Child Life and AD&D: for one flat rate, you can elect coverage at \$10,000 or \$25,000 for all of your minor dependents. Your child's optional life may not exceed 50% of your coverage amount. Coverage can begin at 14 days and may continue to age 26.

Under the following circumstances, one may be required by the insurance carrier to provide additional medical information by completing a short-form application, a long-form application, or a physical exam:

- When one applies for supplemental life insurance, during open enrollment or because of a qualifying life event (new child, etc).
- When one applies for coverage in excess of the guaranteed issue amount of the lesser of three times your basic annual earnings or \$250,000 as a new employee and \$100,000 for spouses as a new hire.

Features

This insurance offering from your employer and Blue Cross Blue Shield comes with a variety of added features that provides assistance to you and your family members today and during a difficult time.

Accelerated Benefits Option

You can receive up to 75% of your Basic and Optional Term Life insurance proceeds to a maximum of \$500,000 in the event that you become terminally ill and are diagnosed with less than 24 months to live. This can go a long way toward helping your family meet medical and other related expenses at a very difficult time. The Accelerated Benefit Option is also available to spouses/domestic partners insured under Dependent Life insurance plans. This option is not available for dependent child coverage.

Conversion

For protection after your coverage terminates. You can generally convert your Group Term Life insurance benefits to an Individual Whole Life insurance policy if your coverage terminates in whole or in part due to your retirement, termination of employment, or a change in your employee class. Conversion is available on all Group Life insurance coverages. Please note that conversion is not available on AD&D coverage. If you experience an event that makes you eligible to convert your coverage, please contact your plan administrator/ employer for more information. Conversion coverage rates are different than active employee rates and are typically higher.

Waiver of Premiums for Total Disability (Continued Protection)

If you become Totally Disabled, you may qualify to continue certain insurance. You may also be eligible for waiver of your Basic Term Life insurance premium until you reach age 70, die or recover from your disability, whichever is sooner, should you become unable to work due to a Total Disability. Total Disability or Totally Disabled means you are unable to do your job and any other job for which you are fit by education, training or experience, due to injury or sickness. The Total Disability must begin before age 70, and your waiver will begin after you have satisfied a 6-month waiting period of continuous disability. The Waiver of Premium will end when you turn age 70, die or recover.

Portability

Should you leave City Colleges of Chicago for any reason, and your Optional and Dependent Term Life and Voluntary Accidental Death and Dismemberment insurance under this plan terminates, you will have an opportunity to continue group term coverage (portability) under a different policy, subject to plan design and state availability. Rates will be based on the experience of the ported group and Blue Cross Blue Shield will bill you directly. Rates may be higher than your current rates. To take advantage of this feature, you must have coverage of at least \$25,000 up to a maximum of \$750,000. Portability is also available on coverage you've selected for your spouse/domestic partner and dependent child (ren). The maximum amount of coverage for spouses/domestic-partners is/are \$250,000 the maximum amount of dependent child coverage is \$25,000.

Generally, there is no minimum time for you to be covered by the plan before you can take advantage of the portability feature. Please see your plan administrator for specific details. Please note that if you experience an event that makes you eligible for portable coverage, please call a Blue Cross Blue Shield representative at 1-800-367-6401.

Voluntary Critical Illness (Employee-paid)

Critical Illness Insurance complements your medical and disability income coverage and can ease the financial impact of a critical illness by providing a lump-sum benefit to help you pay some of your additional expenses. Although most medical plans provide coverage for hospital and medical expenses arising from critical illnesses, there are still many expenses that are not covered, such as medical co-pays, transportation to treatment centers and childcare.

As an employee, there are two options to elect for Critical Illness coverage- \$15,000 or \$30,000. You can purchase Spouse/Domestic Partner and dependent child coverage at \$30,000.

The cost, based on your age, will be divided by the number of pay periods between your first date of full-time hire and the plan year end. The premiums will be deducted on an after-tax basis in equal amounts each pay period. The maximum coverage age is 79.

Eligible Individual	Initial Benefit	Requirements
Employee	\$15,000 or \$30,000	Coverage is guaranteed provided you are actively at work.
Spouse/Domestic Partner¹	100% of the employee's initial benefit	Coverage is guaranteed provided the employee is actively at work and the spouse/domestic partner is not subject to a medical restriction as set forth on the enrollment form and in the Certificate. The employee must be enrolled in the Critical Illness plan in order to elect coverage for their spouse/domestic partner.
Dependent Child(ren)²	100% of the employee's initial benefit	Coverage is guaranteed provided the employee is actively at work and the dependent is not subject to a medical restriction as set forth on the enrollment form and in the Certificate. The employee must be enrolled in the Critical Illness plan in order to elect coverage for their child(ren).

Benefit Payment

Your Initial Benefit provides a lump-sum payment upon the first diagnosis of a Covered Condition. A Recurrence Benefit is paid when a covered person is diagnosed with another occurrence of the same Covered Condition for which an Initial Benefit was previously paid.

The maximum amount that you can receive through your Critical Illness Insurance plan is called the Total Benefit and is 3 times the amount of your Initial Benefit. This means that you can receive multiple Initial Benefit and Recurrence Benefit payments until you reach the maximum of 300%.

Please refer to the table below for the percentage benefit amount for each Covered Condition.

Covered Conditions	Initial Benefit	Recurrence Benefit
Full Benefit Cancer⁴	100% of Initial Benefit	50% of Initial Benefit
Partial Benefit Cancer^{4,5}	25% of Initial Benefit	12.5% of Initial Benefit
Heart Attack	100% of Initial Benefit	50% of Initial Benefit
Stroke⁶	100% of Initial Benefit	50% of Initial Benefit
Coronary Artery Bypass Graft	100% of Initial Benefit	50% of Initial Benefit
Kidney Failure	100% of Initial Benefit	Not Applicable
Alzheimer's Disease⁷	100% of Initial Benefit	Not Applicable
22 Listed Conditions	25% of Initial Benefit	Not Applicable

22 Listed Conditions

Blue Cross Blue Shield Critical Illness Insurance will pay 25% of the Initial Benefit Amount for each of the 22 listed Conditions until the Total Benefit Amount is reached. A Covered Person may only receive one payment for each Listed Condition in his/her lifetime. The Listed Conditions are: Addison's disease (adrenal hypofunction); amyotrophic lateral sclerosis (Lou Gehrig's disease); cerebrospinal meningitis (bacterial); cerebral palsy; cysticfibrosis; diphtheria; encephalitis; Huntington's disease (Huntington's chorea); Legionnaire's disease; malaria; multiple sclerosis (definitive diagnosis); muscular dystrophy; myasthenia gravis; necrotizing fasciitis; osteomyelitis; poliomyelitis; rabies; sickle cell anemia (excluding sickle cell trait); systemic lupus erythematosus (SLE); systemic sclerosis (scleroderma); tetanus; and tuberculosis.

Short-Term Disability*

The Short-Term Disability (STD) benefit will provide you with 60% of your pre-disability salary when you are disabled due to an illness, injury or pregnancy for up to 90 days. You'll start receiving monthly payments if you meet the definition of disability and the elimination period. The Benefit amount is 60% of your pre-disability weekly earnings; subject to the plan's minimum weekly benefit of \$20.00 and the maximum weekly benefit of \$1,000.00.

STD Benefits begin after the end of the elimination period. The elimination period begins on the day you become disabled and is the length of time you must wait while being disabled before you are eligible to receive a benefit. The elimination periods are as follows:

For Injury: 7 days

For Sickness (includes pregnancy): 7 days

Benefits continue for as long as you are disabled up to a maximum duration of 12 weeks of Disability.

The STD plan does not cover any Disability which results from or is caused or contributed to by:

- Elective treatment or procedures, such as cosmetic surgery, sex-change surgery, reversal of sterilization, liposuction, visual correction surgery, in-vitro fertilization, embryo transfer procedure, artificial insemination or other specific procedures.

However, pregnancies and complications from any of these procedures will be treated as a sickness.

The STD plan does not cover any Disability which results from or is caused or contributed to by:

- War, whether declared or undeclared, or act of war, insurrection, rebellion or terrorist act;
- Active participation in a riot;
- Intentionally self-inflicted injury or attempted suicide;
- Commission of or attempt to commit a felony.

Additionally, no payment will be made for a Disability caused or contributed to by any injury or sickness for which you are entitled to benefits under Workers' Compensation or a similar law.

The cost, based on your age, will be divided by the number of pay periods between your first date of full-time hire and the plan year end. The premiums will be deducted on an after-tax basis in equal amounts each pay period. Short-term disability is a voluntary, employee-paid benefit for most employees. Union employees, please reference your union contract for more specific details and contribution amounts. Note: Premiums may increase on January 1 when your age places you a different age band. Coverage ends on the date of your separation from employment.

***Employees covered under the Local 1708 Collective Bargaining Agreement are not eligible for voluntary STD coverage.**

Long Term Disability

The Long-Term Disability (LTD) benefit will provide you with 65% of your pre-disability monthly earnings when you are disabled due to an illness, injury or pregnancy for more than 90 days. The LTD benefit replaces a portion of your pre-disability monthly earnings, less other income you may receive from other sources during the same Disability (e.g., Social Security, Workers' Compensation, vacation pay, etc).. The amount of the LTD monthly benefit may not exceed \$8,000. If your monthly salary exceeds \$12,307.69, your LTD benefit will be limited to this maximum monthly benefit of \$8,000. LTD benefits begin after the end of the elimination period. The elimination period begins on the day you become disabled and is the length of time you must wait while being disabled before you are eligible to receive a benefit. Your elimination period for LTD is 90 days.

The LTD program has exclusions for pre-existing conditions. At the time you submit an LTD claim, you must have been insured for 24 months. Additionally, there is a lookback period of 6 months prior to the date of your disability for treatment of your condition.

The LTD policy does not cover any Disability which results from or is caused or contributed to by:

- War, whether declared or undeclared, or act of war, insurrection, rebellion or terrorist act;
- Active participation in a riot;
- Intentionally self-inflicted injury or attempted suicide;
- Commission of or attempt to commit a felony.

Additionally, no payment will be made for a Disability caused or contributed to by any injury or sickness for which you are entitled to benefits under Workers' Compensation or a similar law.

For LTD, limited benefits apply for specific conditions. If you are disabled due to alcohol, drug or substance abuse or addiction or mental or nervous disorders, Blue Cross Blue Shield will limit your Disability benefits to a combined lifetime maximum of Disability for these conditions, for any and all of the above equal to the lesser of: 24 months; or the Maximum Benefit Period. If your LTD is due to alcohol, drug or substance addiction, Blue Cross Blue Shield requires you to participate in an alcohol, drug or substance addiction recovery program recommended by a physician. Blue Cross Blue Shield will end LTD benefit payments at the earliest of the period described above or the date you cease, refuse to participate, or complete such recovery program. Your LTD benefits will be limited as stated above for mental or nervous disorder or disease except for: schizophrenia; dementia; or organic brain disease. Other limitations or exclusions to your LTD coverage may apply. The cost, based on your age, will be divided by the number of pay periods between your first date of full-time hire and the plan year end. The premiums will be deducted on an after-tax basis in equal amounts each pay period. Note: Premiums may increase on January 1 when your age places you in a different age band.

If you purchased Voluntary Long-Term Disability coverage, it ends on your last day of active employment. You may elect to continue your coverage with Blue Cross Blue Shield under a conversion option. Generally, you can convert the voluntary long-term disability policy to an Individual Long-Term Disability policy.

CC Voluntary Employee-Paid Benefit Programs

Flexible Spending Accounts (Employee-paid)

The Health and Dependent Care Flexible Spending Account Plans (FSA) help you save money on your out-of-pocket family health and childcare expenses. FSA accounts are exempt from federal income taxes, state income taxes and Medicare taxes. When you use the money in your FSA accounts, you avoid paying taxes on those dollars. As a result, you can have significant tax savings by using the FSA accounts.

The IRS requires that any unused year-end account balances will be forfeited. However, FSA expenses incurred during the 2-1/2 month “grace period” following the plan year can be reimbursed from your previous year’s FSA balances. The deadline for submitting 2024 claims will be March 31, 2025. Claims for the 2024 plan year must be incurred by March 15, 2025, and submitted by March 31, 2025.

The maximum contributions you can elect are \$3,300 (projected increase) for the Health FSA and \$5,000 for the Dependent Care FSA. Your contribution amounts will be divided by the number of pay periods in the plan year and will be deducted on a pre-tax basis in equal amounts each pay period.

TASC Debit Card: You can use a debit card for all your eligible health care expenses which makes it easy for you to utilize the pretax funds in your FSA account. Make sure you keep a record of your purchases in the event that TASC needs additional information about a purchase.

For more information about the FSA Plan or for a listing of eligible expenses and worksheets to help you calculate your contribution amounts, visit: [TASC Online](#) or contact TASC ONLINE toll free at 800.422.4661.

CC Voluntary Employee-Paid Benefit Programs

Transit Benefits (Employee-paid)

Metra Card Program

The Regional Transportation Authority (RTA) METRA Prepaid MasterCard allows employees to use pre-tax dollars for commuting expenses for transportation on the METRA, CTA, Pace, South Shore Railroad, certain Amtrak routes and Chicago Water Taxi. Visit the RTA website for details. The IRS maximum amount is projected to be \$325/month (projected).

All transit payroll deductions are pre-tax and the amount elected will be deducted from the first payroll check of each month. Your RTA Transit Benefit Prepaid MasterCard will be delivered to your home and your monthly pre-tax deduction amount will be loaded onto your card each month. You must activate your card online or by phone with the RTA prior to use.

CTA Ventra Card Program

All payroll deductions are pre-tax. The amount elected will be deducted from the first payroll check of each month. Amounts will be forwarded to Ventra and will be available for use on the 1st day of the following month. There are two enrollment options for the program:

- **Pay-Per-Use** – Choose from the following amounts: \$30, \$45, \$60, or \$80
- **30 Day Pass** – Get unlimited rides for 30 days for \$75

Your Ventra transit card has a balance that you maintain in an online account in the Ventra system. Fare transactions are deducted from your account each time the card is used on all CTA fare machines. If you lose your card, your account balance remains secure. Alert Ventra if your card is lost or stolen and order another card. For additional transit information and current fare rates, visit the Ventra website at www.ventrachicago.com.

The maximum amount allowed by the IRS for pre-tax commuting expenses is \$325 (projected) per month. If you are participating in multiple transit programs, your combined deductions cannot exceed the \$325 (projected) monthly contribution. For additional information and current fare rates visit RTA at www.rtachicago.org, CTA at www.transitchicago.com or Metra at www.metrarail.com.

CCC Voluntary Employee-Paid Benefit Programs

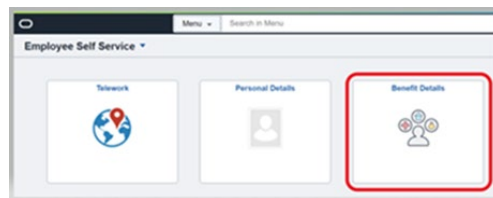
Parking Deduction Program (Employee-paid)

As part of the pre-tax parking program, you can deduct parking fees as part of your qualified work-related transportation expenses from your paycheck before tax, which lowers your taxable income. Depending on your tax bracket, this could save you up to 40% on your commuting costs by using pre-tax dollars—a significant tax advantage. You can enroll at any time, and deductions begin the following month.

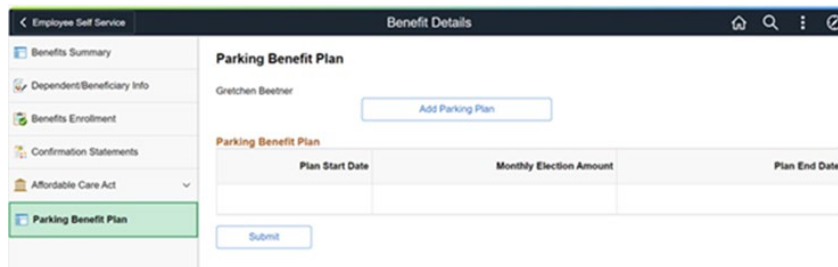
You can participate in the Pre-Tax Parking Deduction Program, where you can elect a monthly contribution of up to \$325 (projected), in line with IRS limits, based on your anticipated expenses. The deduction will be taken from your paycheck bi-weekly each month and split between the first and second pay periods. To enroll in this benefit, please follow the steps below in HR Self-Service:

Enrolling in the Pre-Tax Parking Program

1. Login to HR Self-Service.
2. Go to Employee Self-Service and click the Benefit Details tile.



3. In the Benefit Details section, select Parking Benefit Plan.



4. Click the Add Parking Plan button to get to the election page.



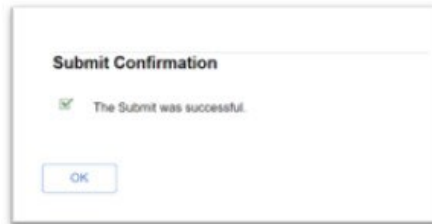
5. *Enter the Plan Start Date:* The start date should always be the 1st of the following month.

CCC Voluntary Employee-Paid Benefit Programs

Enter the Monthly Election amount: Election is a minimum of \$10 per month and a maximum of \$315. The deduction will come out twice a month from your paycheck.

Enter a Plan End Date (not required): Only enter this if you know the end date. Otherwise, leave it blank.

6. Click the Submit button when finished.



7. Click OK to see your saved election.
8. Your initial enrollment is complete. If you wish to change the amount of your election, follow the steps above and the new election will supersede the original request.

The vendor administering the parking program will be Total Administrative Services Corporation (TASC). TASC also provides our other flexible spending accounts, and this benefit will utilize the same FSA card if you already have a card. If you do not already have an FSA card and start to participate in this program, you will be issued a new card. You will be able to submit for a manual reimbursement through the TASC website until your card is received.

To use your TASC card, simply swipe the card to pay for an eligible work-related expense, such as a parking ramp fee, and the funds are directly withdrawn from your available account balance.

CCC Voluntary Employee-Paid Benefit Programs

403(b) and 457(b) Retirement Savings Plans (Employee-paid Contributions)

CCC offers voluntary 403(b) and 457(b) retirement plans which are valuable tax-advantaged retirement savings plans. The salary deferrals you elect to contribute to the Plan are made before income tax withholding is calculated. Your contributions are allowed to grow tax-deferred until the money is withdrawn from the Plan. Once withdrawn, your contributions are taxable to you upon receipt. You select which investment provider you want your money invested in from the CCC 403(b)/457(b) investment providers.

If you elect to participate immediately in this Plan, your 403(b)/457(b) Salary Reduction Authorization Form must be submitted to TSA Consulting Group, the plan administrator. A copy of your signed 403(b)/457(b) account application must be attached to your authorization form that indicates that you have opened an account with one of the CCC investment providers.

You have the option to increase, decrease, discontinue or resume your salary deferral contributions to the Plan at any time. Investment provider changes may be made at any time.

Refer to the [Retirement Savings Plan](#) section of the Benefits Department website for investment options.

2025 City Colleges of Chicago (CCC) 403(b) & 457(b) Plans Comparison

403(b) and 457(b) Retirement Plans Same Plan Features	403(b) Plan and 457 Plan	
Eligibility	All full and part-time employees except student employees and work study employees.	
Contributions	You can contribute a specific dollar amount or up to 75% of your salary each pay period through bi-weekly pre-tax salary deferrals. You can contribute to both plans concurrently or to either plan individually in any order.	
Basic Annual Contribution Limit	\$23,500 (projected) per plan and \$47,000 (projected) for both plans combined. (The IRS determines the limit each calendar year).	
Age 50 Additional Annual Contribution Limit	\$7,500 per plan and \$15,000 for both plans combined for employees who are over 50 years old or attain the age of 50 by December 31, 2025. (The IRS determines the limit each calendar year).	
Total Annual Basic and Age 50 Contribution Limits	\$31,000 (projected) per plan. (The IRS determines the limit each calendar year).	
Contribution Changes	As a new participant, you can enroll in the Plan at any time. Your contributions will begin the first payroll after an account has been established with a CCC investment provider. If you are a current participant you can increase, decrease, resume or discontinue your contributions at any time.	
Investment Provider Changes	You can change your investment provider at any time. You can also transfer your account balance to another investment provider or change the allocation of your contributions among the investment options offered by your investment provider.	
403(b) and 457(b) Retirement Plans Different Plan Features	403(b) Plan	457(b) Plan
Service-Based Catch-up Contributions	<p>Employees with at least 15 years of consecutive service with City Colleges can contribute up to \$3,000 per year to a lifetime maximum of \$15,000. (Prior year contributions may limit this amount).</p> <p>Employees can make this contribution and the age 50 additional contribution in the same year.</p>	<p>Employees within 3 years of Normal Retirement Age 65 can contribute up to 2 times the basic annual contribution limit, or up to IRS limits for 2025. (Prior year contributions may limit this amount).</p> <p>Employees can make the greater of this contribution or the age 50 additional contribution, but cannot do both in the same year.</p>
Investment Providers	You can invest your contributions with one of 7 investment providers shown on the next page.	You can invest your contributions with one of 4 investment providers shown on the next page.

403(b) Investment Providers

Provider	Plan	New Participants	Current Participants
Corebridge Financial (Formerly VALIC)	#01195	Valic.com Customer Service (800) 448-2542 Hector Anaya (312) 898-7699	Valic.com Customer Service (800) 448-2542 Hector Anaya (312) 898-7699
Fidelity	#50075	Fidelity.com/atwork Click on "resources" tab for forms Customer Service (800) 343-0860	Fidelity.com/atwork Click on "resources" tab for forms Customer Service (800) 343-0860
Great American	#OTC094	Customer Service (800) 556-0098	Customer Service (800) 556-0098
Voya Financial	#VT5590	Voya.com Customer Service (800) 873-9150	Voya.com Customer Service (800) 873-9150 Jim Molster (630) 245-4038 Michael Roberson (630) 245-4047 Email: Michael.Roberson@voyacom.com
MetLife Resources	#1002017	Dan Krout Office: (708) 203-6430	Dan Krout Office: (708) 203-6430
The Legend Group		Customer Service (800) 242-1421 (5714) Don Wade, CFP (630) 620-6100 (5714) Email: donaldwade@legendequities.com	Customer Service (800) 242-1421 (5714) Don Wade, CFP (630) 620-6100 (5714) Email: donaldwade@legendequities.com
TIAA-CREF	#365797	Tiaa-cref.org Click on "Products and Services" Customer Service (800) 842-2888 or (800) 842-2273 Press 2 for new participants	Tiaa-cref.org Click on "Products and Services" Customer Service (800) 842-2888 or (800) 842-2273 Press 1 for current participants

457(b) Investment Providers

Provider	Plan	New Participants	Current Participants
Corebridge Financial (Formerly VALIC)	#01195	Valic.com Customer Service (800) 448-2542 Hector Anaya (312) 898-7699	Valic.com Customer Service (800) 448-2542 Hector Anaya (312) 898-7699
Fidelity	#84758	Fidelity.com/atwork Click on "resources" tab for forms Customer Service (800) 343-0860	Fidelity.com/atwork Click on "resources" tab for forms Customer Service (800) 343-0860
The Legend Group		Customer Service (800) 242-1421 (5714) Don Wade, CFP (630) 620-6100 (5714) Email: donaldwade@legendequities.com	Customer Service (800) 242-1421 (5714) Don Wade, CFP (630) 620-6100 (5714) Email: donaldwade@legendequities.com
TIAA-CREF	#403542	Tiaa-cref.org Click on "Products and Services" Customer Service (800) 842-2888 or (800) 842-2273 Press 2 for new participants	Tiaa-cref.org Click on "Products and Services" Customer Service (800) 842-2888 or (800) 842-2273 Press 1 for current participants
SURS DCP	#626702	SURS.org Customer Service (800) 275-7877	

Administrative services for the 403(b) and 457(b) Plans are provided by TSA Consulting Group (TSACG). For plan details, read the 403(b) Plan Information and/or 457(b) Plan Information. To help decide which plan might be right for you based on your personal savings goals and objectives, read this side-by-side comparison chart. You can contribute to either plan individually or both plans concurrently.

CCC Mandatory Benefit Program

State University Retirement System of Illinois (SURS) (Mandatory Participation)

The State Universities Retirement System of Illinois (SURS) provides retirement, disability, death, and survivor plans to eligible SURS participants and annuitants.

CCC employees will not pay into Social Security and are not eligible for Social Security coverage based on their employment while at City Colleges.

New members of SURS must choose from 3 retirement plans within the 6 months of the date SURS receives your employment certification. If you do not select a plan choice within this time frame, you will automatically be permanently enrolled in the Traditional Benefit Plan. Your plan choice is an irrevocable, one-time decision that cannot be changed later.

SURS will send you your SURS Enrollment kit soon after your first day of employment.

New SURS participants will also have an additional mandatory 3% deduction to the SURS Deferred Compensation Plan (DCP) for additional retirement savings. If you are not interested in the DCP deduction, you may contact SURS to opt-out and waive the deduction. To get more information, contact SURS at www.surs.org/dcp.

For additional information, you may contact SURS at 800-275-7877 or www.surs.org

Contact Information 2025

Employee Benefits Contact Information

If you need assistance please contact the District Office of Human Resources, Benefits Division:

Phone	Email	Address
(312) 553-2895	benefits@ccc.edu	3901 South State Street, Chicago, Illinois 60609

Benefits Contact information

Plan	Customer Service Number	Address	Website
Blue Cross BlueShield Blue Advantage HMO	Medical: (800) 892-2803 Rx: (800) 423-1973	BCBS of Illinois PO Box 805107 Chicago, IL 60680	www.bcbsil.com
BlueCross BlueShield PPO Medical	(855) 609-5679	BCBS of Illinois PO Box 805107 Chicago, IL 60680	www.bcbsil.com
CVS Caremark PPO Prescription	(877) 542-0285	CVS Caremark PO Box 94467 Palatine, IL 60094	www.caremark.com
BCBS Blue Care Dental	(855) 557-5488	BCBS Blue Care Claims Processing PO Box 23059 Belleville, IL 62223-0059	www.bcbsil.com
Vision Service Plan (VSP)	(800) 877-7195	VSP P.O. Box 997100 Sacramento, CA 95899	www.vsp.com
Blue Cross Blue Shield (Life Insurance and Voluntary Disability)	(800) 367-6401	BCBS of Illinois 701 E. 22nd Street, Suite 300 Lombard, IL 60148	www.bcbsil.com/ancillary/employees
ComPsych (EAP)	(800) 311-4327 24 hours a day 7 days a week		www.guidanceresources.com Organization Web ID - DISRES
TASC (FSA)	800.422.4661	TASC Online 2302 International Ln Madison, WI 53704-3140	https://www.tasconline.com
State University Retirement System (SURS)	(800) 275-7877 Toll-Free (217) 378-8800 Direct Dial	SURS 1901 Fox Drive Champaign, IL 61820	www.SURS.org
TSA Retirement Investments	888) 796-3786	TSA Consulting Group P. O. Box 4037 Ft. Walton Beach, FL 32549	https://www.tsacg.com/
Hinge Health	(855) 902-2777	455 Market Street, Suite 700 San Francisco, CA 94105	https://www.hingehealth.com/for-individuals/