

# CITY COLLEGES OF CHICAGO

Community College District No. 508

## Headcount Enrollment Trends by Career (FY2020-FY2024)

Career	FY2020	FY2021	FY2022	FY2023	FY2024*	1-Year Change	5-Year Change
Semester Credit	46,522	40,986	38,358	40,138	43,765	9%	-6%
Adult Education	18,256	13,640	12,849	15,456	18,923	22%	4%
Continuing Education	7,414	15,790	5,928	8,732	5,119	-41%	-31%
<b>Total (CCC Unduplicated)</b>	<b>69,501</b>	<b>68,832</b>	<b>55,092</b>	<b>62,290</b>	<b>65,817</b>	<b>6%</b>	<b>-5%</b>
<b>Total (ICCB Unduplicated)</b>	<b>64,000</b>	<b>54,244</b>	<b>50,740</b>	<b>55,040</b>	<b>66,220</b>	<b>20%</b>	<b>3%</b>

\*Preliminary as of March 7, 2024

Source: CCC Strategic Dashboard & OpenBook, Student Terms accessed 3/7/2024

## FTE Enrollment Trends by Career (FY2020-FY2024)

Career	FY2020	FY2021	FY2022	FY2023	FY2024*	1-Year Change	5-Year Change
Semester Credit	21,448	18,630	16,928	16,356	17,956	10%	-16%
Adult Education	8,977	7,273	6,700	8,338	10,539	26%	17%
Continuing Education	N/A	N/A	N/A	N/A	N/A	N/A	N/A
<b>Total (Unduplicated)</b>	<b>30,425</b>	<b>25,903</b>	<b>23,627</b>	<b>24,658</b>	<b>28,559</b>	<b>16%</b>	<b>-6%</b>

FTE enrollments exclude Special Interest/Community Education courses because they do not have a credit hour value.

\*Preliminary as of March 7, 2024

Source: FY2024 Budget Book & OpenBook, Student Classes

# CITY COLLEGES OF CHICAGO

Community College District No. 508

## Degrees/Certificates Awarded and GED Completers Five Year Summary: FY2019 – FY2023

Award/Completer Type	FY2019	FY2020	FY2021	FY2022	FY2023	5-Year Total
Degrees Awarded	4,153	3,760	4,016	3,721	3,402	19,052
Certificates Awarded	3,511	2,763	2,195	2,612	3,083	14,164
General Education Credential (GECC)	N/A	2,668	1,752	1,417	1,237	7,074

Source: FY2023 CCC Statistical Digest

## Average Class Size Trend, Fall 2019-2023 Credit, Adult Education, and Continuing Education

College	Semester Credit					Adult Education					Continuing Education				
	2019FA	2020FA	2021FA	2022FA	2023FA	2019FA	2020FA	2021FA	2022FA	2023FA	2019FA	2020FA	2021FA	2022FA	2023FA
DA	19.1	19.1	18.3	18.8	18.6	18.4	13.7	12.0	15.0	17.8	13.8	35.7	8.7	15.7	10.2
HW*	22.0	20.2	18.2	18.4	17.5	N/A	N/A	N/A	N/A	N/A	23.5	32.7	24.8	21.4	23.2
KK	14.4	14.0	13.3	15.6	15.7	18.1	14.9	14.7	12.5	12.9	11.9	8.0	7.5	6.4	11.6
MX	24.2	20.9	19.6	19.9	17.8	17.1	16.1	14.2	15.5	16.7	15.0	46.5	18.6	63.0	11.2
OH	14.7	15.6	14.3	16.0	16.5	12.3	15.3	13.0	12.0	14.3	8.2	29.0	10.8	11.2	9.4
TR	18.1	16.9	17.2	16.8	16.0	20.3	17.7	16.0	19.0	19.6	8.5	23.5	8.3	9.7	9.0
WR	20.1	19.4	18.8	19.4	19.3	19.7	19.6	16.0	16.8	20.4	10.3	21.1	11.0	13.7	8.3
CCC	20.0	18.9	17.7	18.2	17.6	18.5	16.4	14.3	16.1	18.0	12.0	28.4	12.1	21.1	11.3

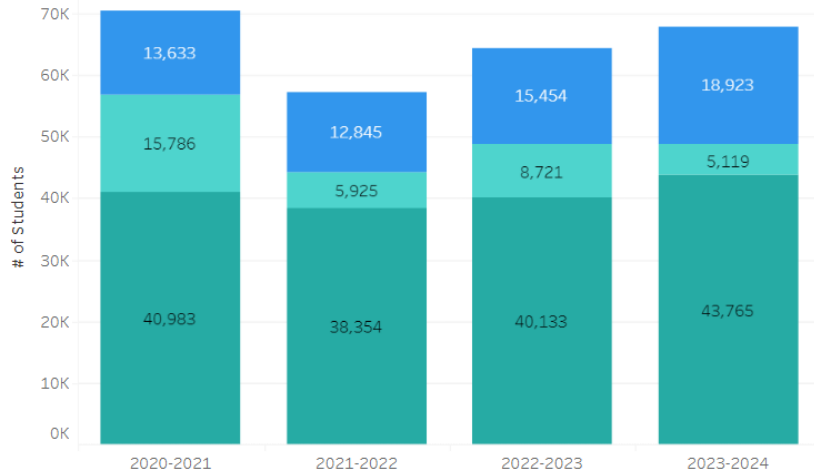
\*Harold Washington phased out Adult Education in Fall 2007

Richard J. Daley | Harold Washington | Kennedy-King | Malcolm X | Olive-Harvey | Harry S Truman | Wilbur Wright

# CITY COLLEGES OF CHICAGO

## Community College District No. 508

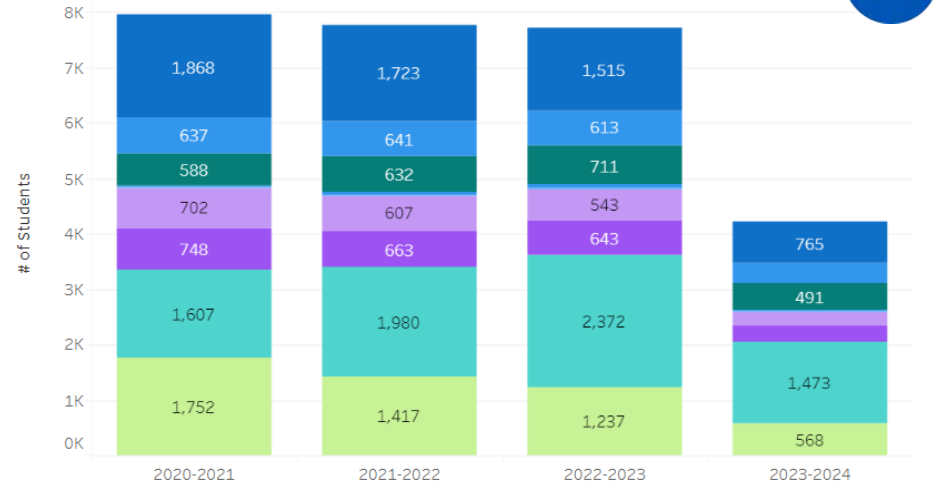
Enrollment, by Instructional Area



Home College: (All) Academic Level ID: ADED, CONT, CRED Ethnicity: (All)

	2020-2021	2021-2022	2022-2023	2023-2024
ADED	13,633	12,845	15,454	18,923
CONT	15,786	5,925	8,721	5,119
CRED	40,983	38,354	40,133	43,765
<b>Grand Total</b>	<b>68,817</b>	<b>55,081</b>	<b>62,272</b>	<b>65,817</b>

Degrees and Certificates



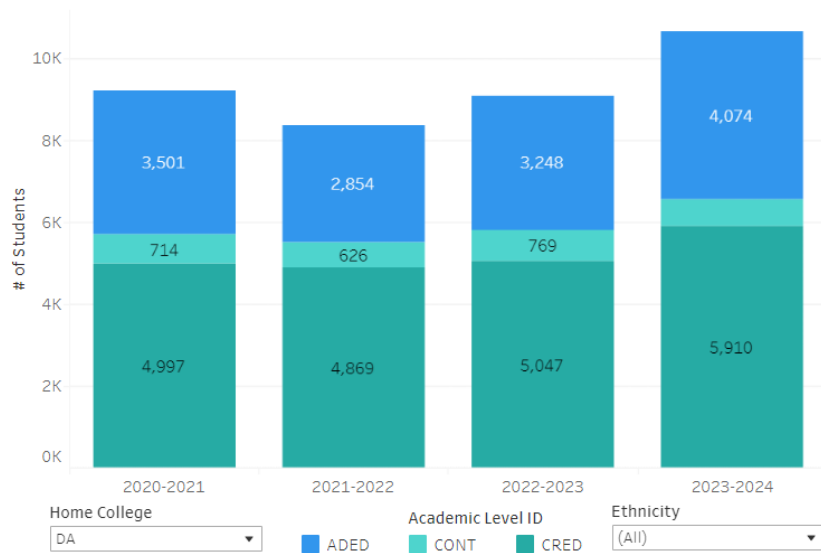
Award College: (All) Awarded Degree: AA, AAS, AC, AES, AFA, AGS, AS, BC, GECC Ethnicity: (All)

Awarded Degree	2020-2021	2021-2022	2022-2023	2023-2024
AA	1,868	1,723	1,515	765
AAS	637	641	613	343
AC	588	632	711	491
AES	36	64	66	32
AFA	25	23	22	5
AGS	702	607	543	261
AS	748	663	643	287
BC	1,607	1,980	2,372	1,473
GECC	1,752	1,417	1,237	568
<b>Grand Total</b>	<b>7,963</b>	<b>7,750</b>	<b>7,722</b>	<b>4,225</b>

# CITY COLLEGES OF CHICAGO

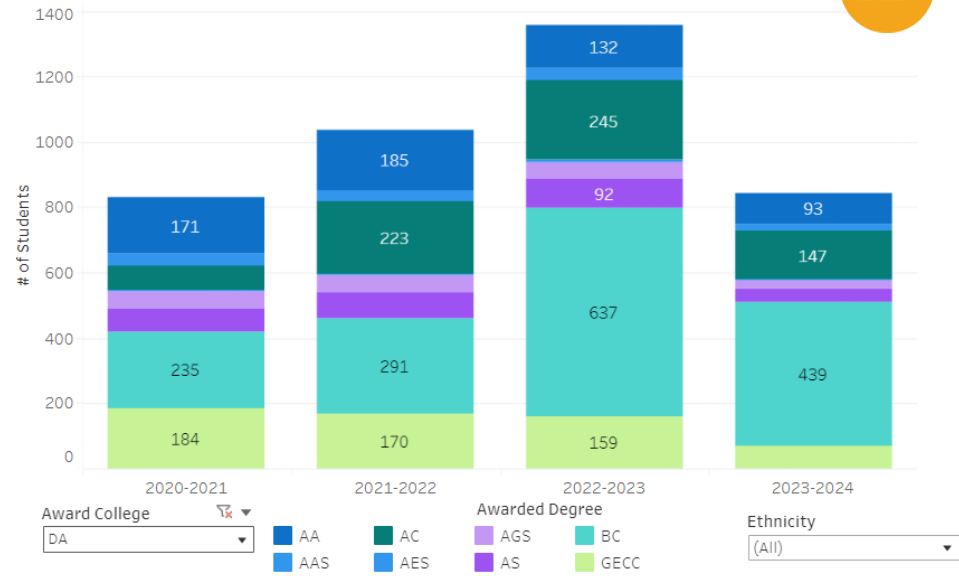
## Community College District No. 508

Enrollment, by Instructional Area



	2020-2021	2021-2022	2022-2023	2023-2024
ADED	3,501	2,854	3,248	4,074
CONT	714	626	769	659
CRED	4,997	4,869	5,047	5,910
<b>Grand Total</b>	<b>9,051</b>	<b>8,070</b>	<b>8,749</b>	<b>10,398</b>

Degrees and Certificates



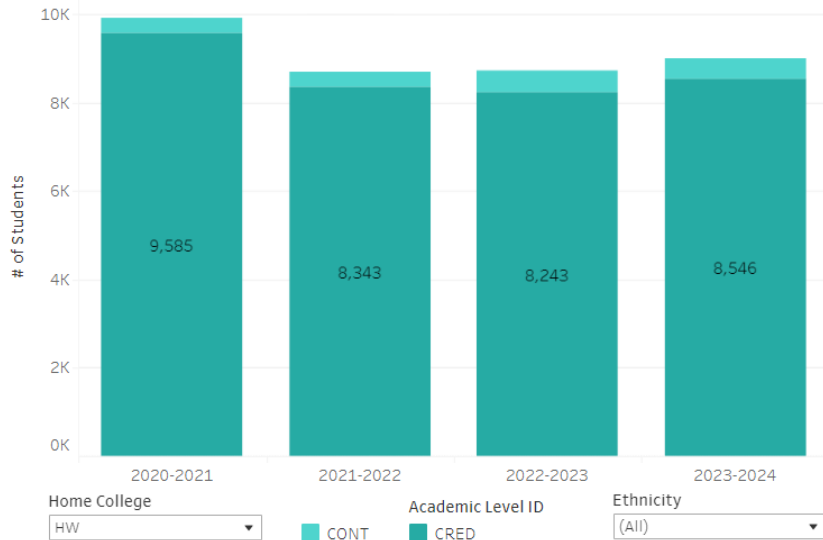
Awarded Degree	2021-2022	2020-2021	2022-2023	2023-2024
AA	185	171	132	93
AAS	31	36	37	24
AC	223	78	245	147
AES	5	4	8	2
AGS	55	51	49	27
AS	76	71	92	41
BC	291	235	637	439
GECC	170	184	159	70
<b>Grand Total</b>	<b>1,036</b>	<b>830</b>	<b>1,359</b>	<b>843</b>



# CITY COLLEGES OF CHICAGO

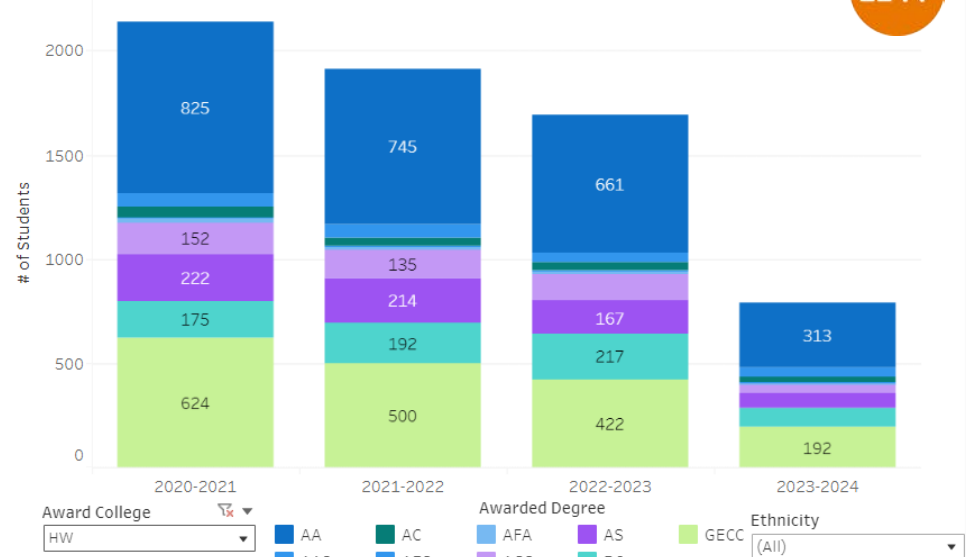
## Community College District No. 508

Enrollment, by Instructional Area



	2020-2021	2021-2022	2022-2023	2023-2024
CONT	313	329	478	449
CRED	9,585	8,343	8,243	8,546
<b>Grand Total</b>	<b>9,837</b>	<b>8,627</b>	<b>8,678</b>	<b>8,961</b>

Degrees and Certificates



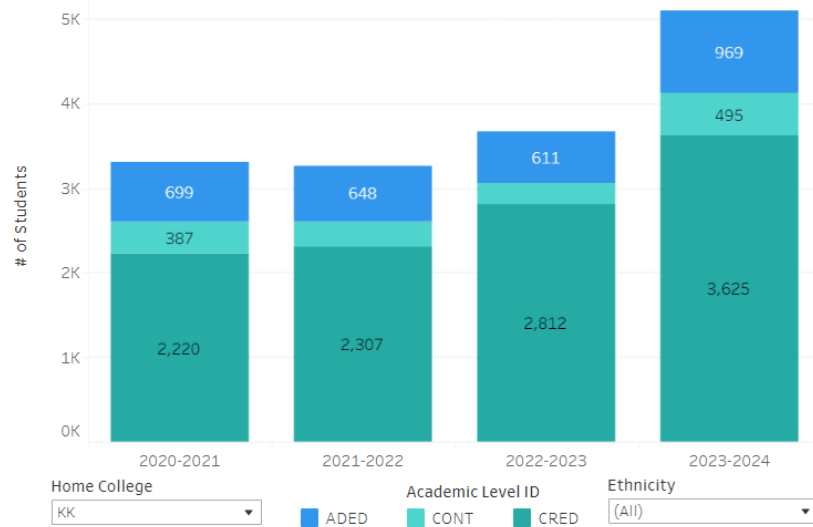
Awarded Degree	2020-2021	2021-2022	2022-2023	2023-2024
AA	825	745	661	313
AAS	63	63	46	47
AC	57	40	38	26
AES	3	6	5	4
AFA	20	18	15	3
AGS	152	135	122	41
AS	222	214	167	74
BC	175	192	217	93
GECC	624	500	422	192
<b>Grand Total</b>	<b>2,141</b>	<b>1,913</b>	<b>1,693</b>	<b>793</b>



# CITY COLLEGES OF CHICAGO

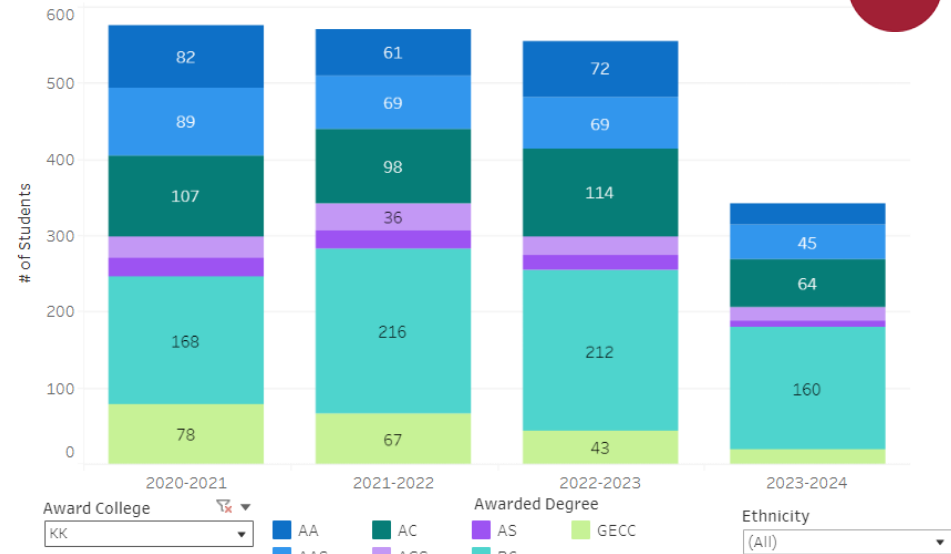
## Community College District No. 508

Enrollment, by Instructional Area



	2020-2021	2021-2022	2022-2023	2023-2024
ADED	699	648	611	969
CONT	387	297	243	495
CRED	2,220	2,307	2,812	3,625
<b>Grand Total</b>	<b>3,258</b>	<b>3,211</b>	<b>3,607</b>	<b>4,966</b>

Degrees and Certificates



Awarded Degree	2020-2021	2022-2023	2021-2022	2023-2024
AA	82	72	61	27
AAS	89	69	69	45
AC	107	114	98	64
AGS	27	25	36	16
AS	25	19	23	10
BC	168	212	216	160
GECC	78	43	67	19
<b>Grand Total</b>	<b>576</b>	<b>554</b>	<b>570</b>	<b>341</b>

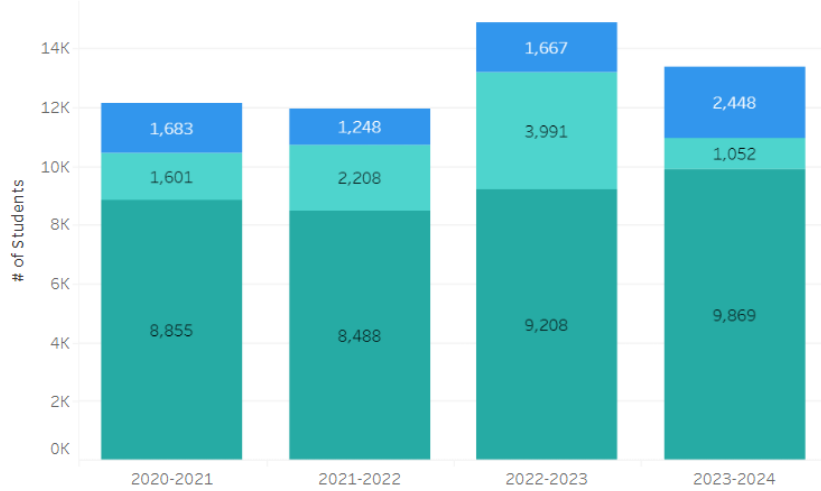


# CITY COLLEGES OF CHICAGO

## Community College District No. 508



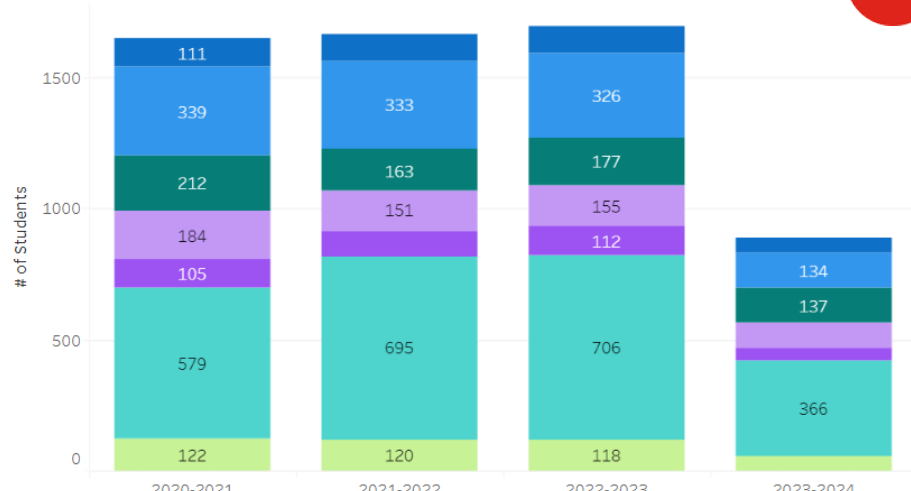
Enrollment, by Instructional Area



Home College:  Academic Level ID:    Ethnicity:

	2020-2021	2021-2022	2022-2023	2023-2024
ADED	1,683	1,248	1,667	2,448
CONT	1,601	2,208	3,991	1,052
CRED	8,855	8,488	9,208	9,869
<b>Grand Total</b>	<b>11,768</b>	<b>11,365</b>	<b>14,393</b>	<b>12,866</b>

Degrees and Certificates



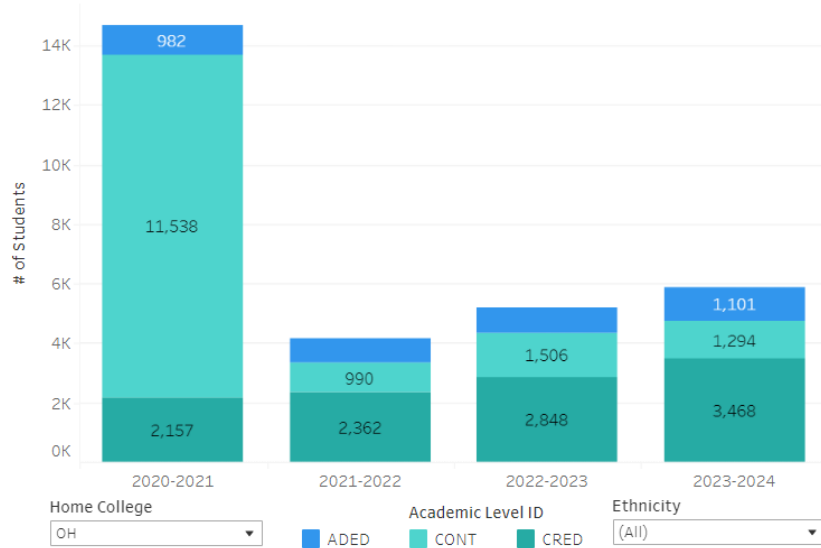
Award College:  Awarded Degree:        Ethnicity:

Awarded Degree	2020-2021	2022-2023	2021-2022	2023-2024
AA	111	105	103	56
AAS	339	326	333	134
AC	212	177	163	137
AGS	184	155	151	93
AS	105	112	101	49
BC	579	706	695	366
GECC	122	118	120	55
<b>Grand Total</b>	<b>1,652</b>	<b>1,699</b>	<b>1,666</b>	<b>890</b>

# CITY COLLEGES OF CHICAGO

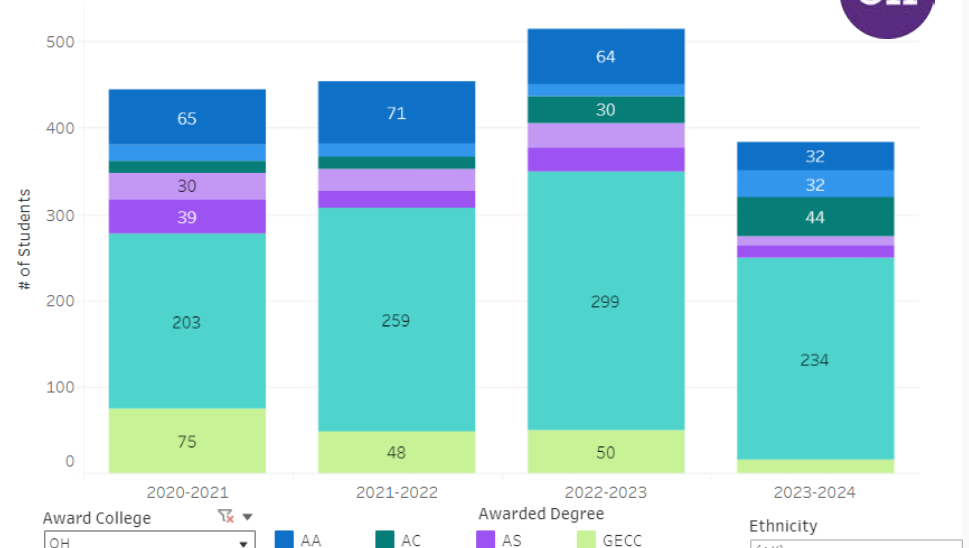
## Community College District No. 508

Enrollment, by Instructional Area



	2020-2021	2021-2022	2022-2023	2023-2024
ADED	982	823	848	1,101
CONT	11,538	990	1,506	1,294
CRED	2,157	2,362	2,848	3,468
<b>Grand Total</b>	<b>14,497</b>	<b>3,937</b>	<b>4,916</b>	<b>5,574</b>

Degrees and Certificates



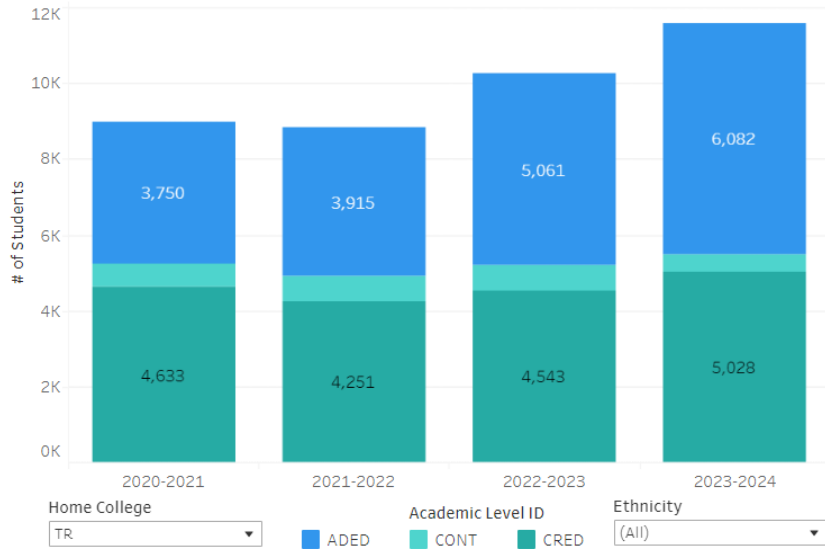
Awarded Degree	2021-2022	2020-2021	2022-2023	2023-2024
AA	71	65	64	32
AAS	15	19	15	32
AC	14	14	30	44
AGS	25	30	29	12
AS	21	39	28	13
BC	259	203	299	234
GECC	48	75	50	16
<b>Grand Total</b>	<b>453</b>	<b>445</b>	<b>515</b>	<b>383</b>



# CITY COLLEGES OF CHICAGO

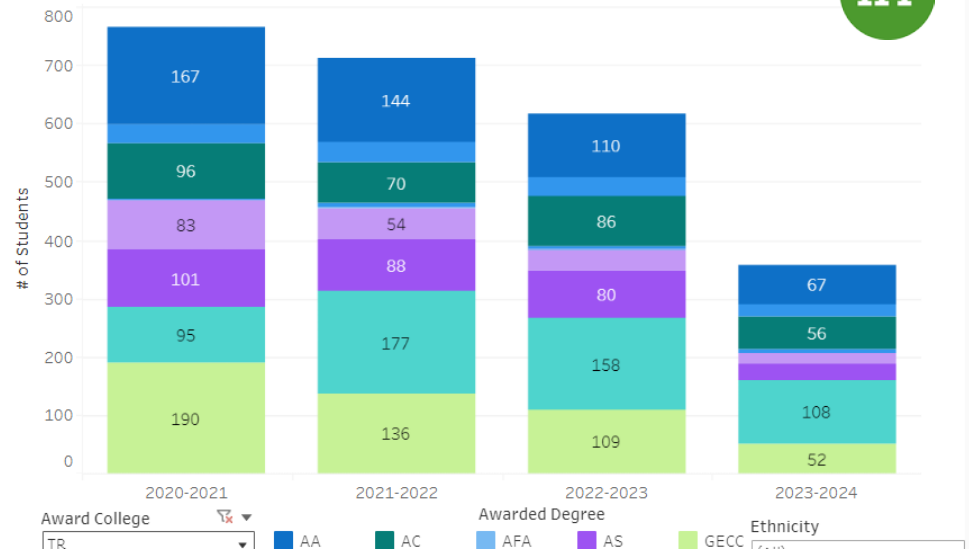
## Community College District No. 508

Enrollment, by Instructional Area



	2020-2021	2021-2022	2022-2023	2023-2024
ADED	3,750	3,915	5,061	6,082
CONT	588	682	666	462
CRED	4,633	4,251	4,543	5,028
<b>Grand Total</b>	<b>8,757</b>	<b>8,636</b>	<b>10,020</b>	<b>11,400</b>

Degrees and Certificates



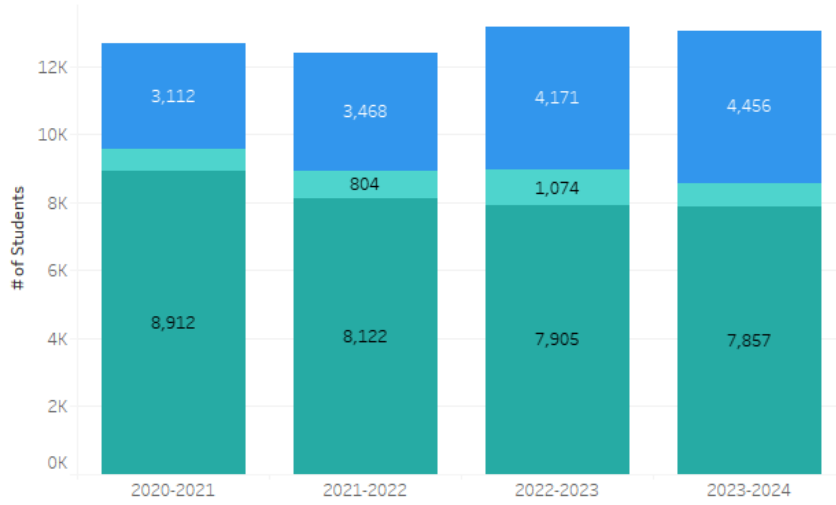
Awarded Degree	2020-2021	2021-2022	2022-2023	2023-2024
AA	167	144	110	67
AAS	32	35	32	22
AC	96	70	86	56
AES	2	8	4	6
AFA		1	1	
AGS	83	54	37	19
AS	101	88	80	28
BC	95	177	158	108
GECC	190	136	109	52
<b>Grand Total</b>	<b>766</b>	<b>713</b>	<b>617</b>	<b>358</b>



# CITY COLLEGES OF CHICAGO

## Community College District No. 508

Enrollment, by Instructional Area



Home College:  Academic Level ID:    Ethnicity:

	2020-2021	2021-2022	2022-2023	2023-2024
ADED	13,633	12,845	15,454	18,923
CONT	15,786	5,925	8,721	5,119
CRED	40,983	38,354	40,133	43,765
<b>Grand Total</b>	<b>68,817</b>	<b>55,081</b>	<b>62,272</b>	<b>65,817</b>

Degrees and Certificates



Award College:  Awarded Degree:          Ethnicity:

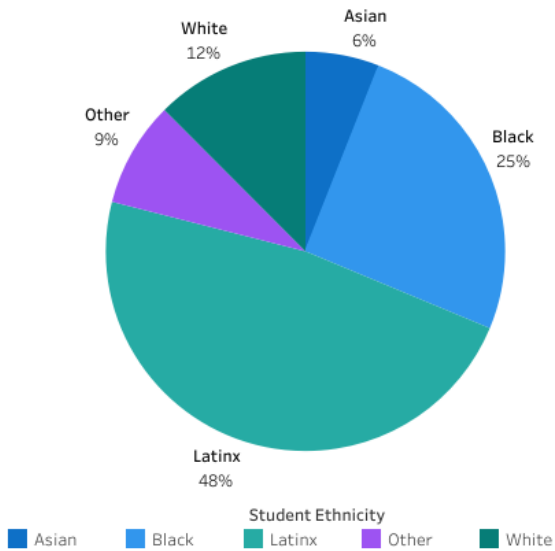
Awarded Degree	2020-2021	2021-2022	2022-2023	2023-2024
AA	447	414	371	177
AAS	59	95	88	39
AC	24	24	21	17
AES	27	45	49	20
AFA	5	4	6	2
AGS	175	151	126	53
AS	185	140	145	72
BC	152	150	143	73
GECC	479	376	336	164
<b>Grand Total</b>	<b>1,553</b>	<b>1,399</b>	<b>1,285</b>	<b>617</b>

# CITY COLLEGES OF CHICAGO

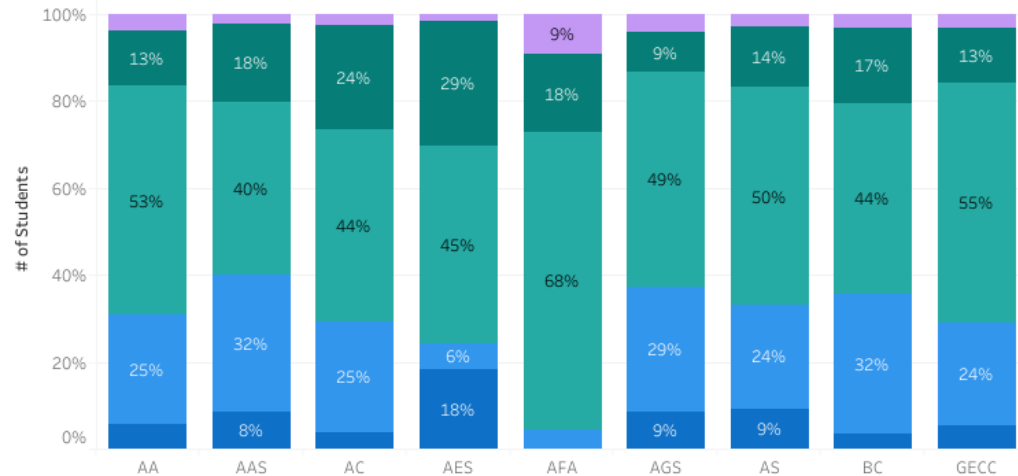
## Community College District No. 508



Enrollment, by Ethnicity



Degrees and Certificates, by Ethnicity



Home College	Student Ethnicity					Grand Total
	Asian	Black	Latinx	White	Other	
All						
Academic Year						
2022-2023						
ADED	1,169	2,131	9,652	2,257	245	15,454
CONT	310	2,001	1,911	858	3,641	8,721
CRED	2,378	12,316	19,101	4,839	1,499	40,133
<b>Grand Total</b>	<b>3,732</b>	<b>15,756</b>	<b>29,703</b>	<b>7,767</b>	<b>5,314</b>	<b>62,272</b>

Degree Name	Asian	Black	Latinx	White	Other	Grand Total
AA - Associate of Arts	84	383	801	191	56	1,515
AA - Associate of Engineering Science	12	4	30	19	1	66
AA - Associate of Fine Arts		1	15	4	2	22
AA - Associate of General Studies	47	155	268	51	22	543
AA - Associate of Science	59	153	324	89	18	643
AAS - Associate of Applied Science	52	194	243	111	13	613
AC - Advanced Certificate	28	180	314	171	18	711
BC - Basic Certificate	79	763	1,040	414	76	2,372
GECC - General Education Core Curriculum	67	293	681	157	39	1,237
<b>Grand Total</b>	<b>428</b>	<b>2,126</b>	<b>3,716</b>	<b>1,207</b>	<b>245</b>	<b>7,722</b>

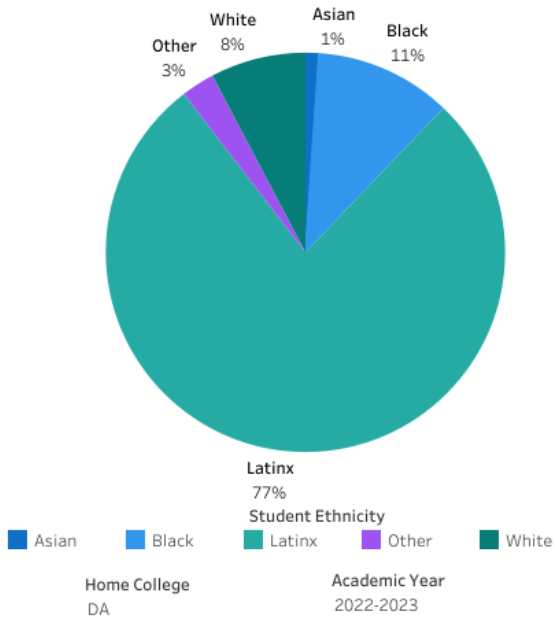
Richard J. Daley | Harold Washington | Kennedy-King | Malcolm X | Olive-Harvey | Harry S Truman | Wilbur Wright

# CITY COLLEGES OF CHICAGO

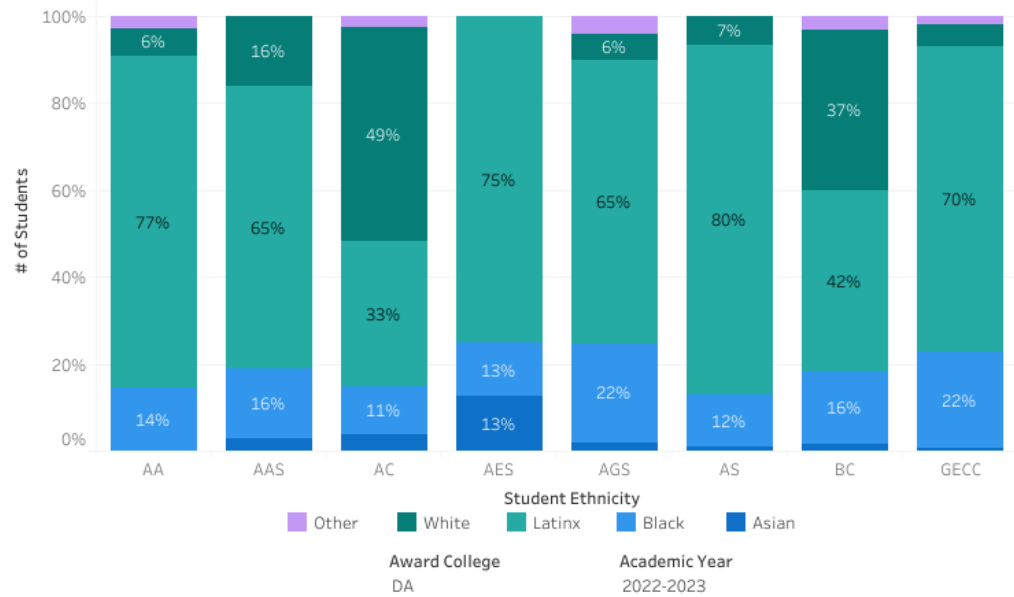
## Community College District No. 508



Enrollment, by Ethnicity



Degrees and Certificates, by Ethnicity



	Student Ethnicity					Grand Total
	Asian	Black	Latinx	White	Other	
Home College						
DA						
Academic Year						
2022-2023						
ADED	29	70	3,048	93	8	3,248
CONT	8	192	399	26	144	769
CRED	66	757	3,576	557	91	5,047
<b>Grand Total</b>	<b>93</b>	<b>968</b>	<b>6,777</b>	<b>674</b>	<b>237</b>	<b>8,749</b>

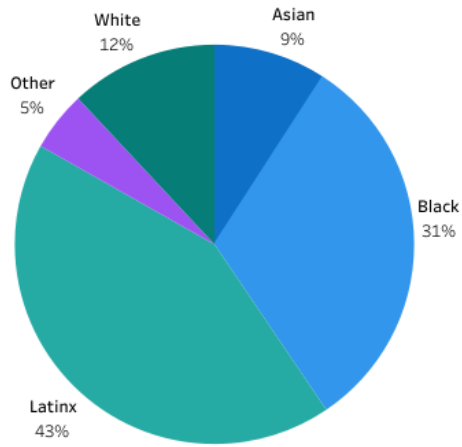
Degree Name	Student Ethnicity					Grand Total
	Asian	Black	Latinx	White	Other	
AA - Associate of Arts		19	101	8	4	132
AA - Associate of Engineering Science	1	1	6			8
AA - Associate of General Studies	1	11	32	3	2	49
AA - Associate of Science	1	11	74	6		92
AAS - Associate of Applied Science	1	6	24	6		37
AC - Advanced Certificate	9	27	82	121	6	245
BC - Basic Certificate	11	105	265	236	20	637
GECC - General Education Core Curriculum	1	35	112	8	3	159
<b>Grand Total</b>	<b>25</b>	<b>215</b>	<b>696</b>	<b>388</b>	<b>35</b>	<b>1,359</b>

# CITY COLLEGES OF CHICAGO

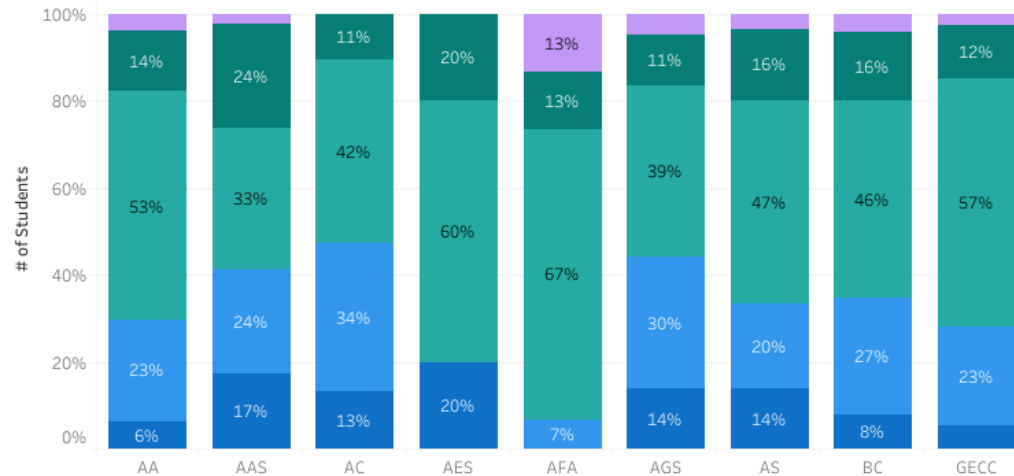
## Community College District No. 508



Enrollment, by Ethnicity



Degrees and Certificates, by Ethnicity



	Student Ethnicity					Grand Total
	Asian	Black	Latinx	White	Other	
Home College						
HW						
Academic Year						
2022-2023						
CONT	35	157	178	51	57	478
CRED	763	2,585	3,543	989	363	8,243
Grand Total	792	2,726	3,703	1,038	419	8,678

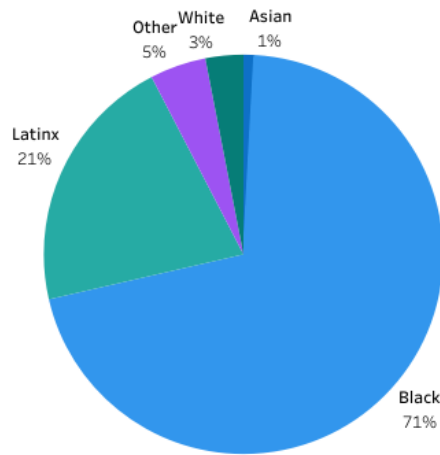
Degree Name	Student Ethnicity					Grand Total
	Asian	Black	Latinx	White	Other	
AA - Associate of Arts	42	153	350	91	25	661
AA - Associate of Engineering Science	1		3	1		5
AA - Associate of Fine Arts		1	10	2	2	15
AA - Associate of General Studies	17	37	48	14	6	122
AA - Associate of Science	23	33	78	27	6	167
AAS - Associate of Applied Science	8	11	15	11	1	46
AC - Advanced Certificate	5	13	16	4		38
BC - Basic Certificate	17	58	99	34	9	217
GECC - General Education Core Curriculum	23	96	240	52	11	422
Grand Total	136	402	859	236	60	1,693

# CITY COLLEGES OF CHICAGO

## Community College District No. 508

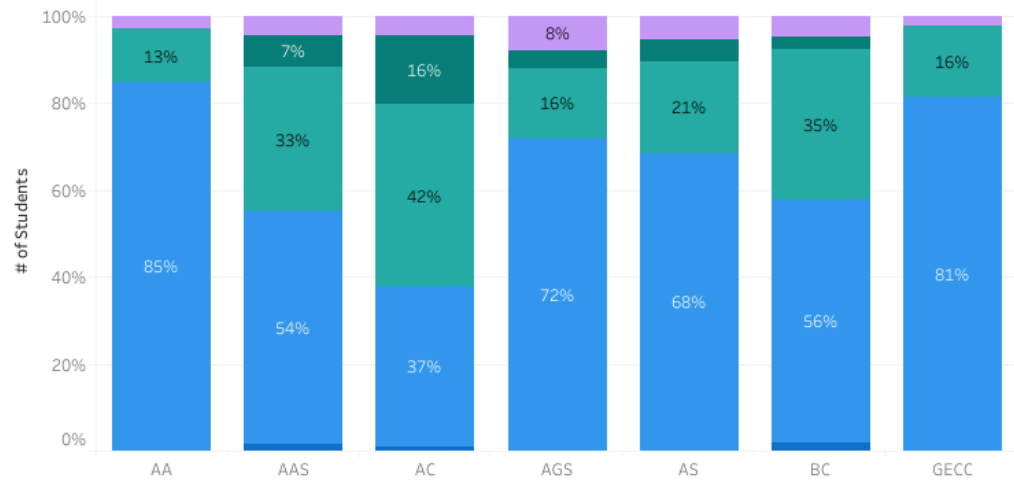


Enrollment, by Ethnicity



Student Ethnicity  
 Home College KK  
 Academic Year 2022-2023

Degrees and Certificates, by Ethnicity



Student Ethnicity  
 Award College KK  
 Academic Year 2022-2023

	Asian	Black	Latinx	White	Other	Grand Total
ADED	4	502	74	5	26	611
CONT	12	137	55	26	13	243
CRED	16	1,951	634	80	131	2,812
<b>Grand Total</b>	<b>31</b>	<b>2,544</b>	<b>758</b>	<b>110</b>	<b>164</b>	<b>3,607</b>

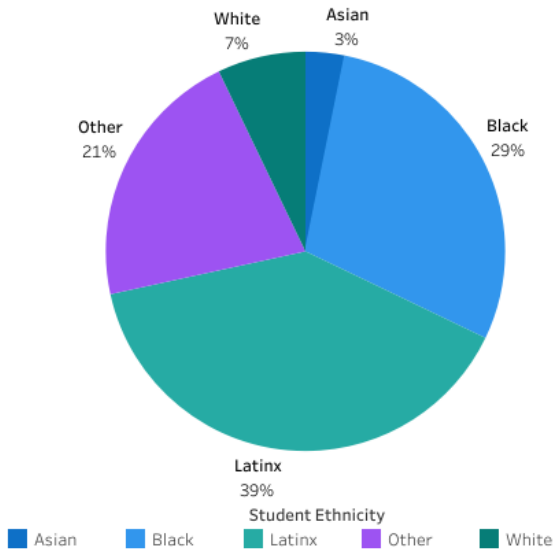
Degree Name	Asian	Black	Latinx	White	Other	Grand Total
AA - Associate of Arts		61	9		2	72
AA - Associate of General Studies		18	4	1	2	25
AA - Associate of Science		13	4	1	1	19
AAS - Associate of Applied Science	1	37	23	5	3	69
AC - Advanced Certificate	1	42	48	18	5	114
BC - Basic Certificate	4	118	74	6	10	212
GECC - General Education Core Curriculum		35	7		1	43
<b>Grand Total</b>	<b>6</b>	<b>324</b>	<b>169</b>	<b>31</b>	<b>24</b>	<b>554</b>

# CITY COLLEGES OF CHICAGO

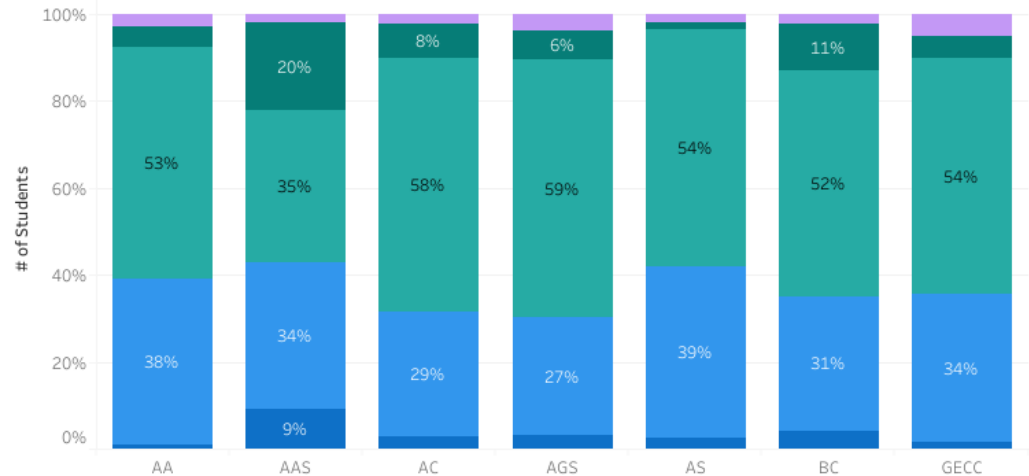
## Community College District No. 508



Enrollment, by Ethnicity



Degrees and Certificates, by Ethnicity



Home College	Student Ethnicity					Grand Total
	Asian	Black	Latinx	White	Other	
ADED	104	392	907	239	25	1,667
CONT	52	481	494	188	2,776	3,991
CRED	317	3,435	4,526	648	282	9,208
<b>Grand Total</b>	<b>455</b>	<b>4,172</b>	<b>5,673</b>	<b>1,025</b>	<b>3,068</b>	<b>14,393</b>

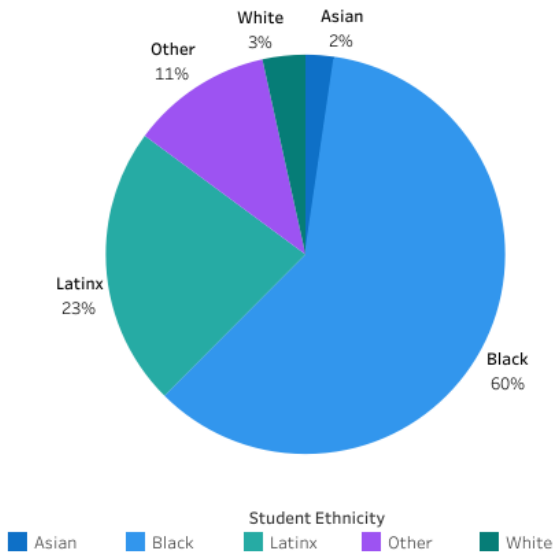
Degree Name	Student Ethnicity					Grand Total
	Asian	Black	Latinx	White	Other	
AA - Associate of Arts	1	40	56	5	3	105
AA - Associate of General Studies	5	42	92	10	6	155
AA - Associate of Science	3	44	61	2	2	112
AAS - Associate of Applied Science	30	110	114	66	6	326
AC - Advanced Certificate	5	51	103	14	4	177
BC - Basic Certificate	30	217	367	76	16	706
GECC - General Education Core Curriculum	2	40	64	6	6	118
<b>Grand Total</b>	<b>76</b>	<b>544</b>	<b>857</b>	<b>179</b>	<b>43</b>	<b>1,699</b>

# CITY COLLEGES OF CHICAGO

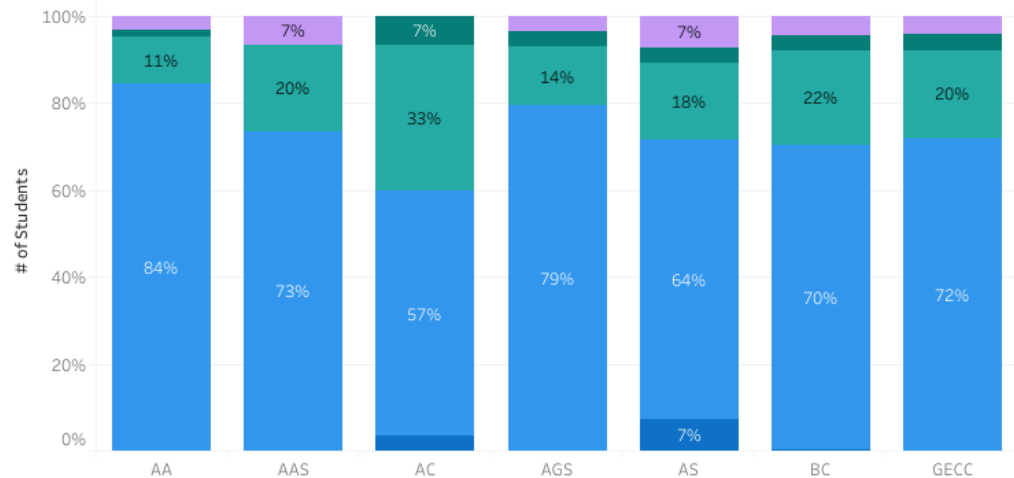
## Community College District No. 508



Enrollment, by Ethnicity



Degrees and Certificates, by Ethnicity



	Student Ethnicity					Grand Total
	Asian	Black	Latinx	White	Other	
Home College						
OH						
Academic Year						
2022-2023						
ADED	5	497	320	8	18	848
CONT	96	673	212	103	422	1,506
CRED	14	2,014	619	66	135	2,848
<b>Grand Total</b>	<b>114</b>	<b>2,958</b>	<b>1,113</b>	<b>169</b>	<b>562</b>	<b>4,916</b>

Degree Name	Student Ethnicity					Grand Total
	Asian	Black	Latinx	White	Other	
AA - Associate of Arts		54	7	1	2	64
AA - Associate of General Studies		23	4	1	1	29
AA - Associate of Science	2	18	5	1	2	28
AAS - Associate of Applied Science		11	3		1	15
AC - Advanced Certificate	1	17	10	2		30
BC - Basic Certificate	1	209	65	11	13	299
GECC - General Education Core Curriculum		36	10	2	2	50
<b>Grand Total</b>	<b>4</b>	<b>368</b>	<b>104</b>	<b>18</b>	<b>21</b>	<b>515</b>

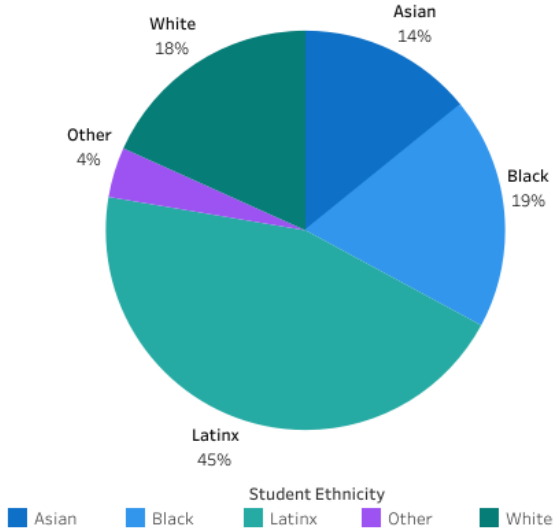


# CITY COLLEGES OF CHICAGO

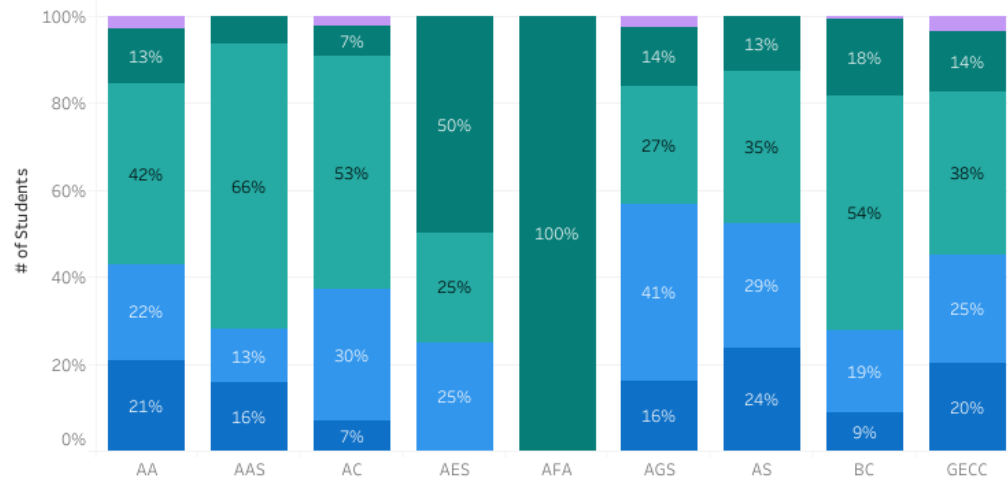
## Community College District No. 508



Enrollment, by Ethnicity



Degrees and Certificates, by Ethnicity



Home College TR	Student Ethnicity					Grand Total
	Asian	Black	Latinx	White	Other	
Academic Year 2022-2023						
ADED	881	605	2,716	737	122	5,061
CONT	38	202	147	217	62	666
CRED	534	1,124	1,741	912	232	4,543
<b>Grand Total</b>	<b>1,419</b>	<b>1,876</b>	<b>4,489</b>	<b>1,829</b>	<b>407</b>	<b>10,020</b>

Degree Name	Student Ethnicity					Grand Total
	Asian	Black	Latinx	White	Other	
AA - Associate of Arts	23	24	46	14	3	110
AA - Associate of Engineering Science		1	1	2		4
AA - Associate of Fine Arts				1		1
AA - Associate of General Studies	6	15	10	5	1	37
AA - Associate of Science	19	23	28	10		80
AAS - Associate of Applied Science	5	4	21	2		32
AC - Advanced Certificate	6	26	46	6	2	86
BC - Basic Certificate	14	30	85	28	1	158
GECC - General Education Core Curriculum	22	27	41	15	4	109
<b>Grand Total</b>	<b>95</b>	<b>150</b>	<b>278</b>	<b>83</b>	<b>11</b>	<b>617</b>

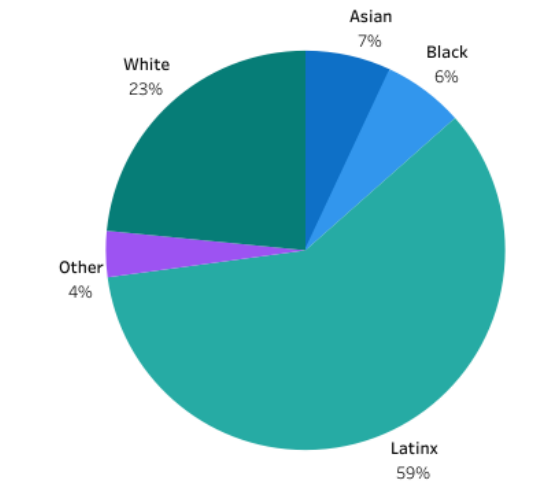
Richard J. Daley | Harold Washington | Kennedy-King | Malcolm X | Olive-Harvey | Harry S Truman | Wilbur Wright

# CITY COLLEGES OF CHICAGO

## Community College District No. 508



Enrollment, by Ethnicity



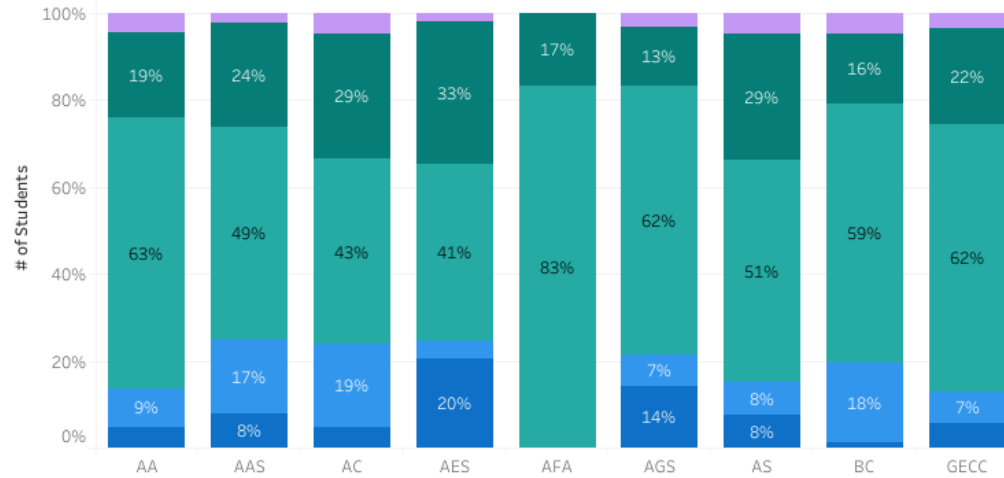
Student Ethnicity  
 ■ Asian ■ Black ■ Latinx ■ Other ■ White

Home College  
WR

Academic Year  
2022-2023

	Asian	Black	Latinx	White	Other	Grand Total
ADED	155	84	2,694	1,191	47	4,171
CONT	69	163	428	247	167	1,074
CRED	697	610	4,686	1,641	271	7,905
<b>Grand Total</b>	<b>901</b>	<b>837</b>	<b>7,671</b>	<b>3,027</b>	<b>480</b>	<b>12,916</b>

Degrees and Certificates, by Ethnicity



Student Ethnicity  
 ■ Other ■ White ■ Latinx ■ Black ■ Asian

Award College  
WR

Academic Year  
2022-2023

Degree Name	Asian	Black	Latinx	White	Other	Grand Total
AA - Associate of Arts	18	32	232	72	17	371
AA - Associate of Engineering Science	10	2	20	16	1	49
AA - Associate of Fine Arts	0	0	5	1	0	6
AA - Associate of General Studies	18	9	78	17	4	126
AA - Associate of Science	11	11	74	42	7	145
AAS - Associate of Applied Science	7	15	43	21	2	88
AC - Advanced Certificate	1	4	9	6	1	21
BC - Basic Certificate	2	26	85	23	7	143
GECC - General Education Core Curriculum	19	24	207	74	12	336
<b>Grand Total</b>	<b>86</b>	<b>123</b>	<b>753</b>	<b>272</b>	<b>51</b>	<b>1,285</b>

Richard J. Daley | Harold Washington | Kennedy-King | Malcolm X | Olive-Harvey | Harry S Truman | Wilbur Wright